

Catalog Number
Notes
Type

## FEATURES & SPECIFICATIONS

### INTENDED USE

This fresh and innovative track head combines aesthetics with superior functionality for applications such as specialty retail, hospitality, residential and educational environments. Paired with an MR16 GU10 LED lamp, the spotlight track head provides high-quality, eco-friendly lighting solutions.

### CONSTRUCTION

Lamp Holder: Multi-directional die-cast aluminum "Spotlight" shade using MR16GU10 LED lamps (included) to shed light in desired areas.

Tilt: 60 degrees

Pan: 350 degrees

Adaptor: Low-profile injection-molded track mounting adaptor for easy attachment to (LTS) single circuit 120V track system.

Rated Life: 25,000 hours

### ELECTRICAL

MR16 LED lamp uses GU10 base 12V porcelain bipin twist lock socket. 120 VAC 60Hz.

Lamp included.

### LISTINGS

ETL<sub>US</sub> listed to UL1574 Track Lighting Standard.

Dry location.

### WARRANTY

3-year limited warranty. Complete warranty terms located at:

[www.acuitybrands.com/CustomerResources/Terms\\_and\\_conditions.aspx](http://www.acuitybrands.com/CustomerResources/Terms_and_conditions.aspx).

**Note:** Actual performance may differ as a result of end-user environment and application.

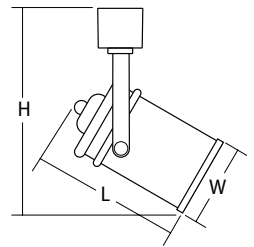
All values are design or typical values, measured under laboratory conditions at 25 °C.

Specifications subject to change without notice.

## Decorative Track Lighting

# LTHSPLT MR16GU10 LED

Spotlight Track Head  
MR16GU10 LED Lamp



Specifications		
Width	Length	Maximum height
3	5-1/8	5-3/4

All dimensions are inches (centimeters) unless otherwise indicated.

### ORDERING INFORMATION

All configurations of this product are considered "standard" and have short lead times.

**Example:** LTHSPLT MR16GU10 LED 27K 90CRI ORB

Series	LED, Lumen output	Color temperature	CRI	Finish
<b>LTHSPLT</b> LED lamp "Spotlight" track head	<b>MR16GU10 LED</b> 4.5W, 300 lumens 5W, 380 lumens (90CRI option)	<b>27K</b> 2700K	<b>(Blank)</b> 80 CRI <b>90CRI</b> 90 CRI <sup>1</sup>	<b>ORB</b> Oil-rubbed bronze <b>BN</b> Brushed nickel

### Replacement lamp






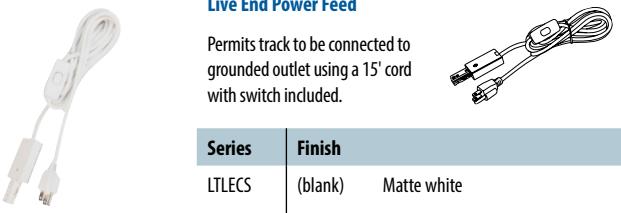

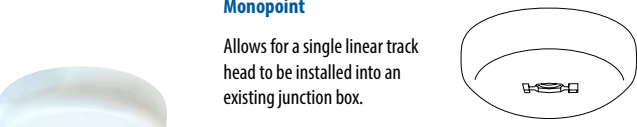

\*232UVK - RK1 300L MR16GU10 27K 80CRI LAMP<sup>1</sup>

### NOTES

<sup>1</sup> 90CRI option must be selected for LTHSPLT product shipping to California.

# LTHSPLT MR16GU10 LED Lamp Track Head

## TRACK ACCESSORIES

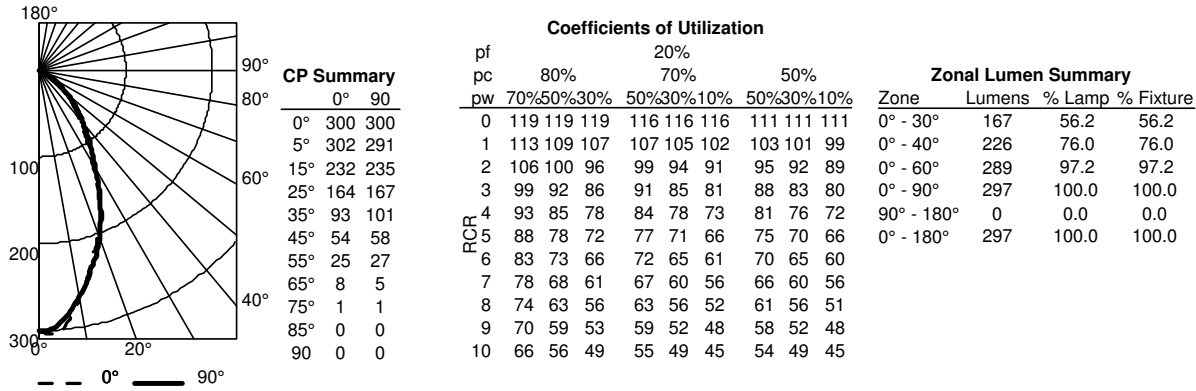
 <p><b>Live End Conduit</b> Connects to the end of the linear track section supplying power from a conduit feed.</p> <table border="1"> <thead> <tr> <th>Series</th> <th>Finish</th> </tr> </thead> <tbody> <tr> <td>LTLECF</td> <td>(blank) Matte white connector with black cover</td> </tr> </tbody> </table>	Series	Finish	LTLECF	(blank) Matte white connector with black cover	 <p><b>Floating Feed</b> Permits track to be wired anywhere along track length.</p> <table border="1"> <thead> <tr> <th>Series</th> <th>Finish</th> </tr> </thead> <tbody> <tr> <td>LTFC</td> <td>(blank) Matte white connector with black and white cover</td> </tr> </tbody> </table>	Series	Finish	LTFC	(blank) Matte white connector with black and white cover
Series	Finish								
LTLECF	(blank) Matte white connector with black cover								
Series	Finish								
LTFC	(blank) Matte white connector with black and white cover								
 <p><b>L Connector</b> Joins two track sections to make a 90° angle.</p> <table border="1"> <thead> <tr> <th>Series</th> <th>Finish</th> </tr> </thead> <tbody> <tr> <td>LTLDL</td> <td>(blank) Matte white connector with black cover</td> </tr> </tbody> </table>	Series	Finish	LTLDL	(blank) Matte white connector with black cover	 <p><b>Live End Junction Box Feed</b> Connects to the end of the linear track section supplying power from a junction box.</p> <table border="1"> <thead> <tr> <th>Series</th> <th>Finish</th> </tr> </thead> <tbody> <tr> <td>LTLLDLC</td> <td>(blank) Matte white connector with black cover</td> </tr> </tbody> </table>	Series	Finish	LTLLDLC	(blank) Matte white connector with black cover
Series	Finish								
LTLDL	(blank) Matte white connector with black cover								
Series	Finish								
LTLLDLC	(blank) Matte white connector with black cover								
 <p><b>Straight Connector</b> Joins two track sections in a straight run.</p> <table border="1"> <thead> <tr> <th>Series</th> <th>Finish</th> </tr> </thead> <tbody> <tr> <td>LTCV</td> <td>(blank) Matte white connector with black cover</td> </tr> </tbody> </table>	Series	Finish	LTCV	(blank) Matte white connector with black cover	 <p><b>Live End Power Feed</b> Permits track to be connected to grounded outlet using a 15' cord with switch included.</p> <table border="1"> <thead> <tr> <th>Series</th> <th>Finish</th> </tr> </thead> <tbody> <tr> <td>LTLECS</td> <td>(blank) Matte white</td> </tr> </tbody> </table>	Series	Finish	LTLECS	(blank) Matte white
Series	Finish								
LTCV	(blank) Matte white connector with black cover								
Series	Finish								
LTLECS	(blank) Matte white								
 <p><b>T Connector</b> Joins three sections at 90° angles.</p> <table border="1"> <thead> <tr> <th>Series</th> <th>Finish</th> </tr> </thead> <tbody> <tr> <td>LTC</td> <td>(blank) Matte white connector with black cover</td> </tr> </tbody> </table>	Series	Finish	LTC	(blank) Matte white connector with black cover	 <p><b>Monopoint</b> Allows for a single linear track head to be installed into an existing junction box.</p> <table border="1"> <thead> <tr> <th>Series</th> <th>Finish</th> </tr> </thead> <tbody> <tr> <td>LTMPR</td> <td>(blank) Matte white</td> </tr> </tbody> </table>	Series	Finish	LTMPR	(blank) Matte white
Series	Finish								
LTC	(blank) Matte white connector with black cover								
Series	Finish								
LTMPR	(blank) Matte white								
	 <p><b>Track Stick</b> 4-foot or 8-foot, 1-circuit track section with end caps.</p> <table border="1"> <thead> <tr> <th>Series</th> <th>Finish</th> </tr> </thead> <tbody> <tr> <td>LTS4</td> <td>MW Matte white</td> </tr> <tr> <td>LTS8</td> <td>DBL Black</td> </tr> </tbody> </table>	Series	Finish	LTS4	MW Matte white	LTS8	DBL Black		
Series	Finish								
LTS4	MW Matte white								
LTS8	DBL Black								

# LTHSPLT MR16GU10 LED Lamp Track Head

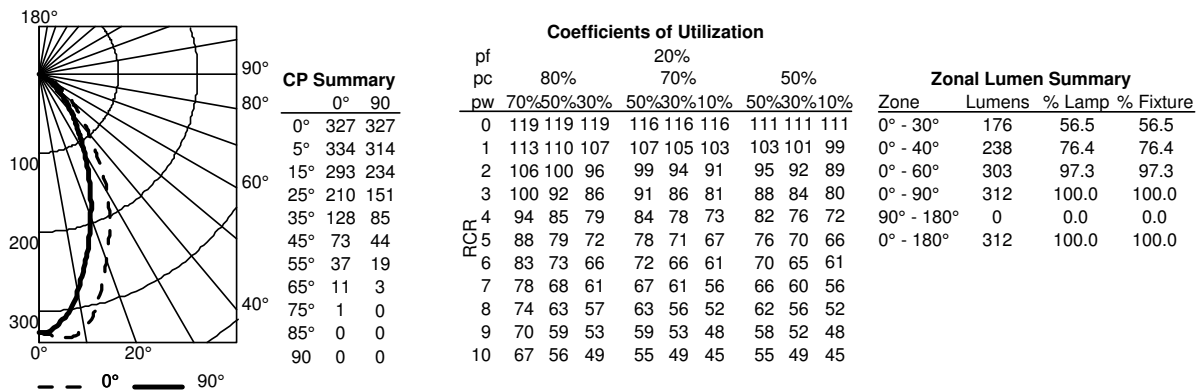
## PHOTOMETRICS

Distribution Curve	Distribution Data	Output Data	Coefficient of Utilization	Illuminance Data at 30" Above Floor for a Single Luminaire
--------------------	-------------------	-------------	----------------------------	--

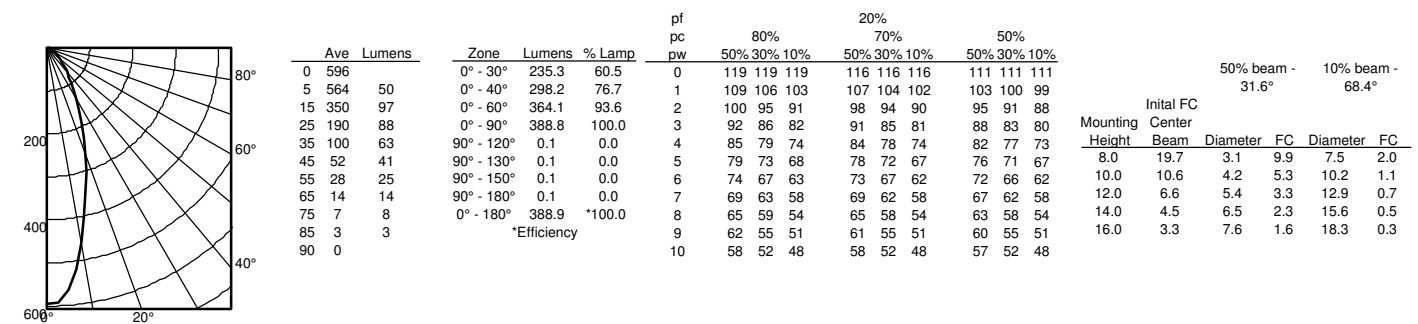
**LTHSPLT BN**, 2700 K LEDs, input watts: 4.3, delivered lumens: 297, LM/W = 69, test no. LTL28654, tested in accordance with IESNA LM 79-08



**LTHSPLT ORB**, 2700 K LEDs, input watts: 4.3, delivered lumens: 312, LM/W = 72, test no. LTL28655, tested in accordance with IESNA LM 79-08



**LTHSPLT 90CRI BN**, 2700 K LEDs, input watts: 5, delivered lumens: 389, LM/W = 77.8, test no. ISF 36854, tested in accordance with IESNA LM 79-08



LTHSPLT MR16 HEAD-LED