

HF 861 Premium Plus NoFrost

24" Fully Integrated Freezer

Liebherr's 24" fully integrated freezer HF 861 with Ice Maker is the perfect match for any kitchen. Hidden away behind custom cabinetry, enjoy features such as VarioSpace, ice maker and efficient LED-lighting.

In the HF 861 unit, transparent drawers on telescopic rails with safety glass shelf dividers organize the frozen foods kept FrostSafe with continual circulated air around the drawers. It incorporates SoftSystem door technology to ensure even a fully loaded door closes gently. It feature streamlined Liebherr space design.



Left appliance



IceMaker



VarioSpace

Capacity	
Total	220 liters / 7.8 cu. ft.
Freezer Compartment	220 liters / 7.8 cu. ft.
Energy Star	Yes
Energy consumption per year	439 KWH/Y
Estimated yearly Energy Cost	\$53 USD *
Climate rating	SN-T 10°C to 43°C(50°F to 110°F)
Power	115v at 60hz 2.5 amps / 300 watt
Shipping Weight	231 lbs. / 105 kg
Freezer compartment	
Interior light	LED
Bins	9 clear plastic
Shelves	6 Glass
Icemaker	Connected to home water supply
Ice cube production in 24 hr.	1 kg / 2.2 lbs.
Ice cube storage capacity	1.5 kg / 3.3 lbs.
*Your Energy Costs will depend on your utility rates and use. Estimated energy cost based on a national average electricity cost of 12 cents per KWh.	

THIS IS A QUICK REFERENCE GUIDE FOR **HF 861**, FOR COMPLETE INSTRUCTIONS, PLEASE REFER TO THE DESIGN GUIDE OR VISIT <http://www.liebherr-appliances.com>

Appliance dimensions

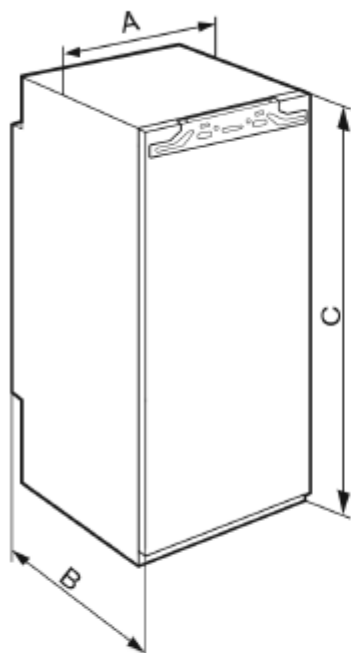


Fig. 1

	in.	mm
A	22	559
B	21 7/16	544
C	69 11/16	1770

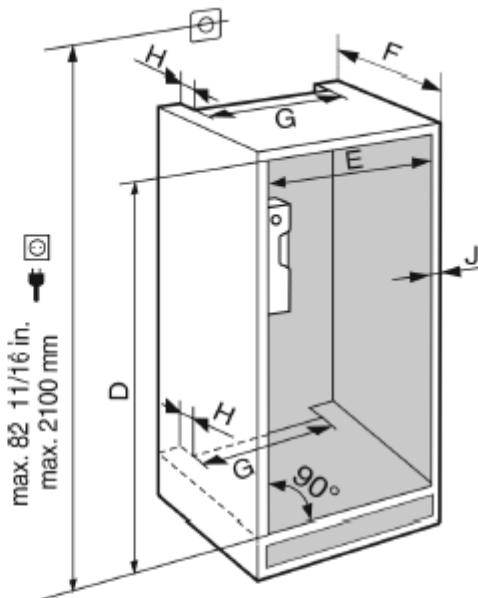
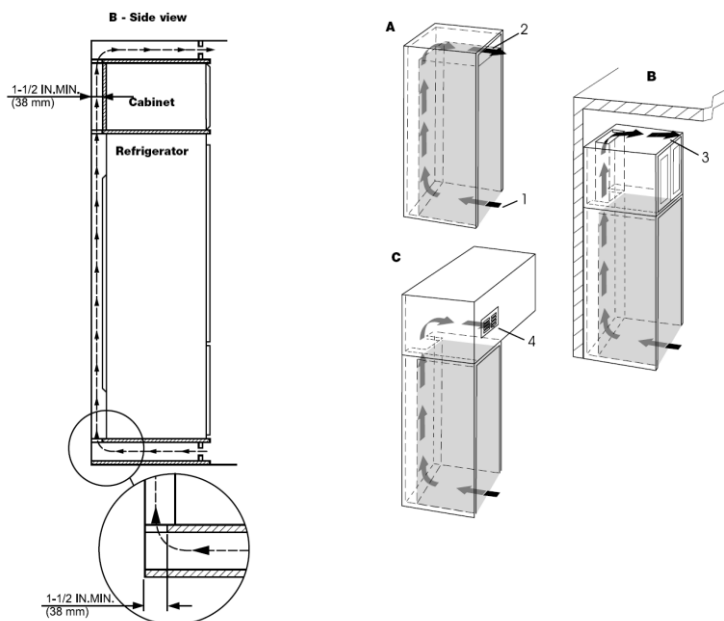


Fig. 2

	in.	mm
D	69 3/4 — 70 3/8	1772 — 1788
E	22 — 22 3/4	560 — 578
F	min. 21 5/8	min. 550
G	min. 19 11/16	min. 500
H	min. 1 5/8	min. 40
J	max. 3/4	max. 19

Ventilation Requirements



This is a fully integrated refrigerator-freezer which means that it is fully enclosed by a kitchen cabinet. This type of cabinet must be carefully constructed using the correct dimensions and it must provide suitable ventilation to ensure proper appliance operation.

Kitchen Cabinet Airflow

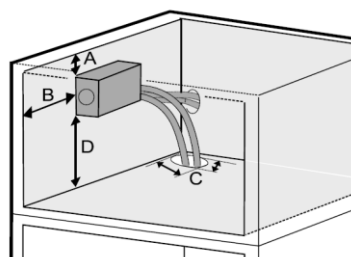
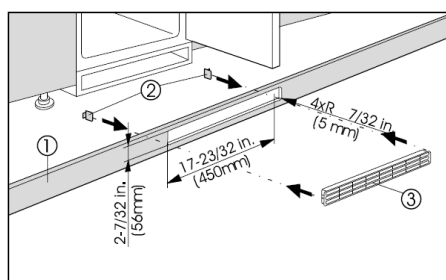
1. The following ventilation dimensions must be observed:

There must be a ventilation space at least 31 in.² (200 cm²) at the airflow inlet (1) and at the airflow outlet (2).

The top ventilation space can be directed in one of the following ways:

- A) Directly over the appliance (2) with either an optional factory air vent or custom made one using the template supplied with the unit.
- B) Above the cabinet and below the ceiling (3).
- C) Through a vent installed in a soffit (4).

Kitchen cabinet setup for the water filter



Maintain the dimensions shown in Fig. so that the filter can be replaced and the cover can be removed.

- (A) 13/16in (20mm)
- (B) 3-15/16in (100mm)
- (C) 1-3/16in. x 3/8in. (30mm x10mm)
- (D) min. 4in (100mm)