

HC 1080 Premium Plus NoFrost

24" Fully Integrated Refrigerator & Freezer

LIEBHERR
Quality, Design and Innovation

The stylish answer to freshness. In custom kitchens, integrated appliances are the most stylish option available. They're totally out of sight. Built-in appliances fit harmoniously into a kitchen's design; yet there is no secret of what lies within. By comparison, Liebherr's integrated appliances are concealed behind cabinet doors allowing you to show off the materials, colors and design of your custom kitchen to full advantage. The HC 1080 fully-integrated refrigerator-freezer combination incorporates Liebherr's patented SoftSystem, ensuring that the doors are closed gently even when they are fully loaded. Unique LED light column and LED freezer lighting is energy efficient and does not affect the internal temperature of the refrigerator. Liebherr's Duo-Cooling ensures no transfer of air between the Refrigerator and Freezer. This 24" appliance makes an impressive addition to small space kitchens.



GlassLine Shelves



IceMaker

Capacity	
Total	264 liters /9.3 cu. ft.
Refrigerator Compartment	196 liters / 6.9 cu. ft.
Freezer Compartment	68 liters / 2.4 cu. ft.
Energy Star	Yes
Energy consumption per year	475 KWH/Y
Estimated yearly Energy Cost	\$57 USD *
Freezing capacity in 24 hours	
Climate rating	SN-T 10°C to 43°C(50°F to 110°F)
Power	115v at 60hz 2.5 amps / 300 watt
Shipping Weight	178 lbs. / 81 kg
Refrigerator Compartment	
Refrigerator Door	Right Hand Reversible
Interior light	LED Side
Forced air fan system	Quiet DC fan
Glass Shelves Adjustable	Yes
Crisper Drawers	1Clear Plastic
Freezer compartment	
Interior light	LED
Icemaker	Connected
Ice cube production in 24 hr.	1 kg / 2.2 lbs.
Ice cube storage capacity	2.7 kg / 6 lbs.
*Your Energy Costs will depend on your utility rates and use. Estimated energy cost based on a national average electricity cost of 12 cents per KWh.	

THIS IS A QUICK REFERENCE GUIDE FOR **HC 1080**, FOR COMPLETE INSTRUCTIONS, PLEASE REFER TO THE DESIGN GUIDE OR VISIT <http://www.liebherr-appliances.com>

Appliance dimensions

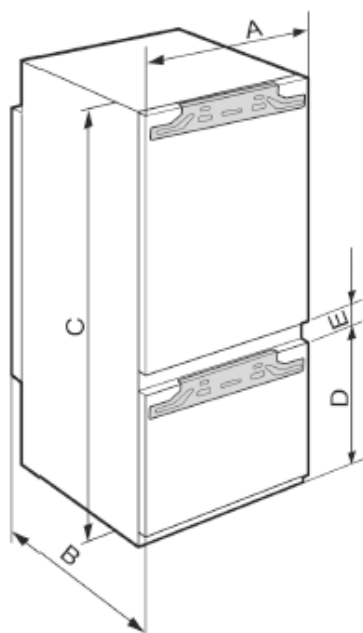


Fig. 1

	in.	mm
A	22 in.	559 mm
B	21 7/16 in.	544 mm
C	69 11/16 in.	1770 mm
D	27 3/8 in.	695 mm
E	5/8 in.	15 mm

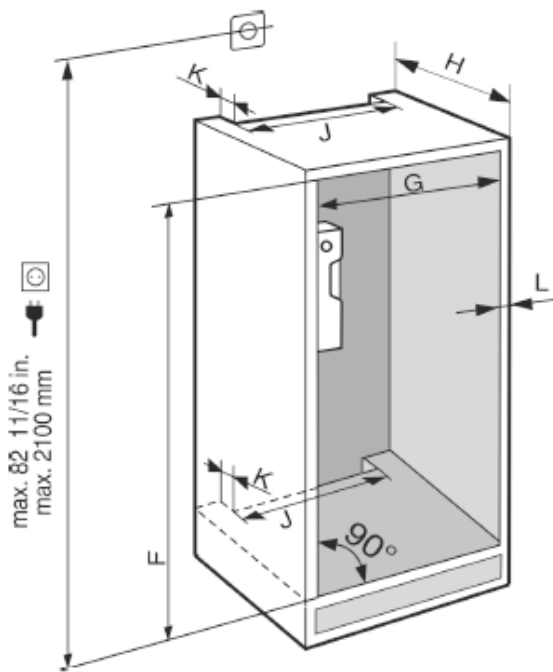
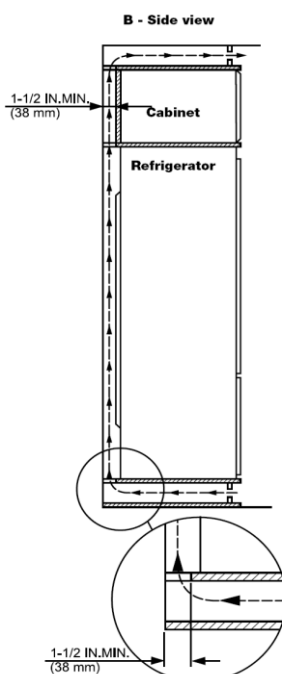
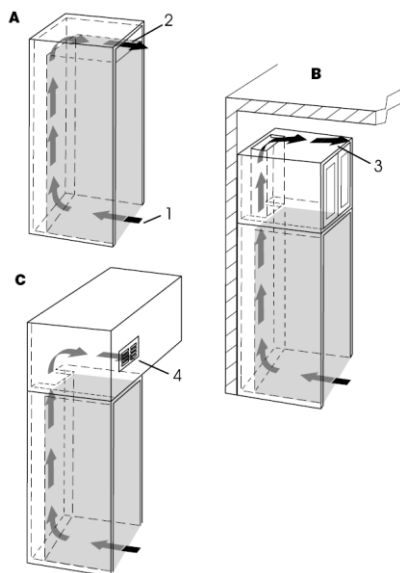


Fig. 2

	in.	mm
F	69 3/4 — 70 3/8	1772 — 1788
G	22 — 22 3/4	560 — 578
H	min. 21 5/8	Min. 550
J	min. 19 11/16	Min. 500
K	min. 1 5/8	Min. 40
L	max. 3/4	max. 19

Ventilation Requirements



This is a fully integrated refrigerator-freezer which means that it is fully enclosed by a kitchen cabinet. This type of cabinet must be carefully constructed using the correct dimensions and it must provide suitable ventilation to ensure proper appliance operation.

Kitchen Cabinet Airflow

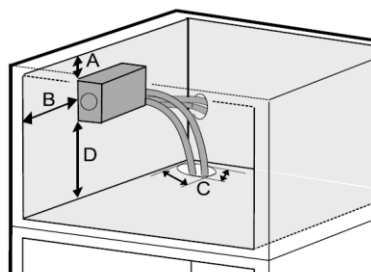
1. The following ventilation dimensions must be observed:

There must be a ventilation space at least 31 in.² (200 cm²) at the airflow inlet (1) and at the airflow outlet (2).

The top ventilation space can be directed in one of the following ways:

- A) Directly over the appliance (2) with either an optional factory air vent or custom made one using the template supplied with the unit.
- B) Above the cabinet and below the ceiling (3).
- C) Through a vent installed in a soffit (4).

Water Filter



Maintain the dimensions shown in Fig. so that the filter can be replaced and the cover can be removed.

- (A) 13/16 in (20mm)
- (B) 3-15/16 in (100mm)
- (C) 1-3/16 in. x 3/8 in. (30mm x 10mm)
- (D) min. 4 in (100mm)

