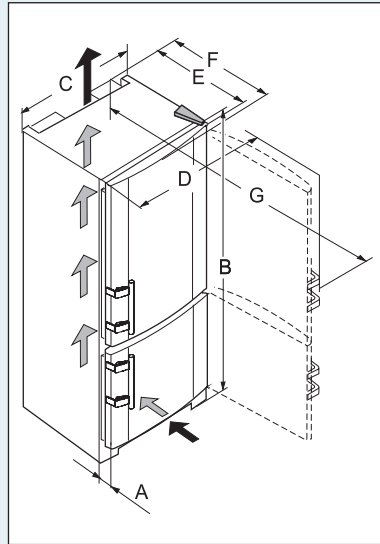
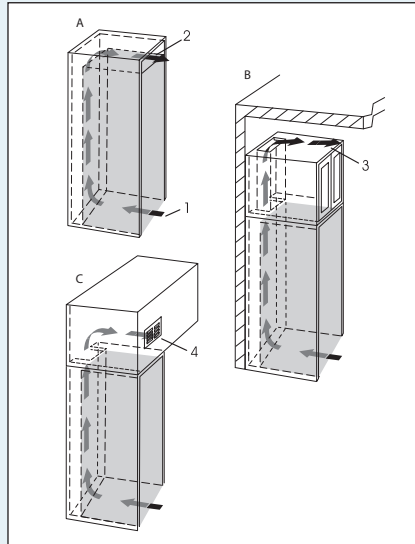


Unit Dimensions



- A. 2-7/32" (56.5 mm)
- B. 71-9/16" (1817 mm)
- C. 23-5/8" (600 mm)
- D. 25-3/16" (640 mm)
- E. 24-3/16" (614 mm)
- F. 24-13/16" (630 mm)
- G. 46-1/2" (1180 mm)

Ventilation Requirements



This type of cabinet must be carefully constructed using the correct dimensions and it must provide suitable ventilation to ensure proper appliance operation.

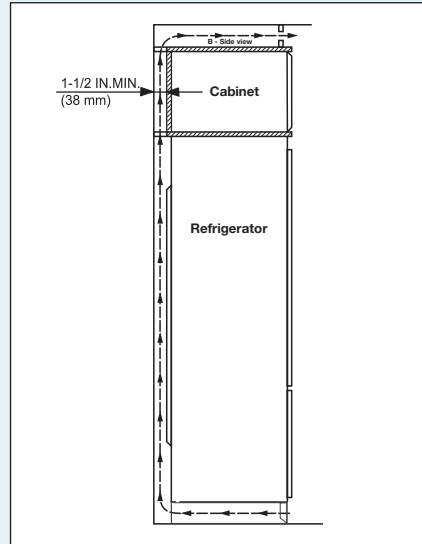
Kitchen Cabinet Airflow

The following ventilation dimensions must be observed: There must be a ventilation space at least 31 in.² (200 cm²) per appliance at the airflow inlet (1) and at the airflow outlet (2).

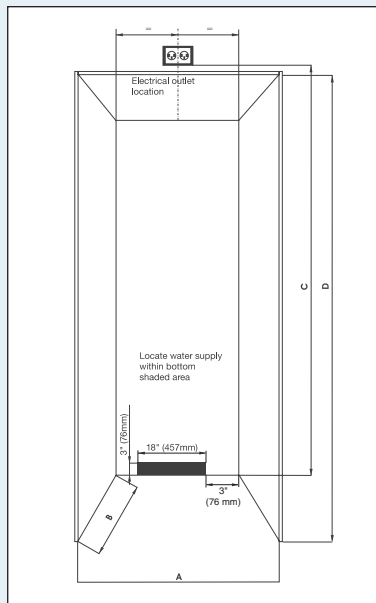
The top ventilation space can be directed in one of the following ways:

- A) Directly over the appliance (2) with a gap between the ceiling of the unit and the cabinet.
- B) Above the cabinet and below the ceiling (3).
- C) Through a vent installed in a soffit (4).

The refrigerator is designed to allow proper air flow when the appliance is installed up against the wall. A minimum space of 1 1/2" (38mm) is required behind any cabinet above the appliance if ventilating above that cabinet.



Cabinet Opening Dimensions



The appliance can be integrated into the kitchen units. To adapt the appliance to the height of the row of kitchen units, a suitable top cupboard can be fitted above the appliance.

Unit Venting

DO NOT restrict the air flow. A cross-sectional air flow of at least 31" square (200cm²) must be provided. The opening can either be directly over the appliance or behind of the cabinet on top of the unit (see ventilation requirements).

The CS models can be installed in standard 24" (609mm) deep cabinets. You will only have to make sure that the door swing clearance is enough. It is possible to push all CS models to the rear wall of the cabinet without modification.

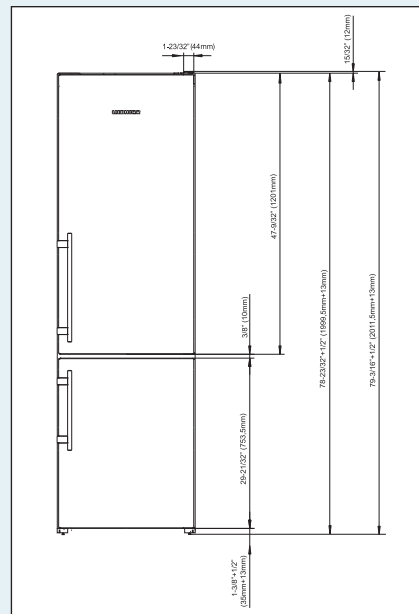
When installing the appliance next to a wall, a distance on the hinge side of 1 13/32 inches (36 mm) minimum is required between the appliance and the wall to allow for the door handle projection when the door is open.

Minimum Cabinet Opening Dimensions:

- A. 23-7/8" (606 mm)
- B. 24" (609 mm)
- C. 85-29/32" (2182 mm)
- D. 78 1/4" (1988)*

*The given cabinet opening height dimension includes space for top air vent. If you choose to place the vent above the cabinet or in a soffit, you will need to adjust the height dimensions accordingly. Please refer to Ventilation Requirements.

Top Door Hinge Clearance



When installing CS units into a row of cabinets or wall units: Use these dimensions to achieve a custom look with the cabinetry while providing the necessary clearance for the top door hinge.



Liebherr CS 1200
Freestanding/Semi Built-in



The compact combination **CS 1200** offers a smaller footprint for installations having upper cabinets, yet encompassing all the great features and benefits of a Liebherr. Enjoy ample storage space thanks to the smart interior design.



Freestanding/Semi Built-in

Energy consumption	
in 365 days kWh	395
Estimated Yearly Energy Cost in US \$	47*
Capacity	
Total capacity cu.ft. (l)	11.4 (325)
Refrigerator comp. cu.ft. (l)	8.1 (231)
NoFrost Freezer comp. cu.ft. (l)	3.3 (94)
Shipping weight lbs. (kg)	193.6 (87.8)
Climate rating	SN-T
Sound rating dB(A)	43
Door hinges	right, reversible
Product dimensions	
in inches (cm) H/W/D	71 9/16"/23 5/8"/24 13/16" (181.7/60/63)
Cut out dimensions	
in inches (cm) H /W/D	72 3/8" / 23 7/8" / 24" (183.8 / 60.6 / 61)
Energy supply	
Voltage V/Hz	115/60

CS 1200
Comfort



German Engineering: Our superior products offer premium quality, cutting edge design and innovative features that fit with your busy lifestyle. Plus, exclusive components and materials along with the latest production processes ensure energy efficiency and performance for years to come.



Energy Star: Liebherr refrigerators help to produce less energy waste and greenhouse gas emissions with the aim to have the least damaging effect on the environment and offering solutions that help consumers conserve energy.



Electronic Display: Our intuitive electronic touch control panel ensures all functions are easy and convenient to use as well as guarantees that the settings selected remain accurate and constant.



DuoCooling: The dual refrigeration system creates optimal conditions in both the refrigerator and freezer which lengthens the shelf life of food items for a healthier lifestyle. This technology also preserves the flavor and texture of foods since there is no transfer of unwanted air, moisture or food aroma between the two compartments.



GlassLine: The elegant yet tough GlassLine shelves are scratch resistant and easy to clean as well as dishwasher safe. The space-saving shelves are designed for organization and are completely adjustable to suit your needs and the contents of the refrigerator; additionally the lighting shines through for a brighter interior.



SmartSteel: Available on select freestanding/semi built-in models significantly reduces the visibility of fingerprints and is very easy to clean and scratch resistant. All that is required to maintain this beautiful exterior is the wipe of a clean dry or damp cloth.



SuperQuiet: Noise is kept to a minimum with virtually silent, speed controlled compressors and a low nose cooling circuit; while also ensuring exact performance, energy efficiency and SuperQuiet operation.



LED: The LED ceiling light creates a high-class lighting ambience within the refrigerator. Its beautifully designed, space-efficient housing is centrally positioned to provide a delightfully even illumination.



FrostSafe Drawers: The removable FrostSafe Drawers create flexible storage space that can easily expand to accommodate larger items. Advantageously, this spacious and practical transparent drawer system helps you fit more as well as maintain temperature by keeping cold air from escaping when the door is open.

* Your Energy Cost will depend on your utility rates and use. Estimated energy cost based on a national average electricity cost of 12 cents per kWh
 ** Noise level – sound power re 1pW – according to EN 60704-3