

TECHNICAL DATA

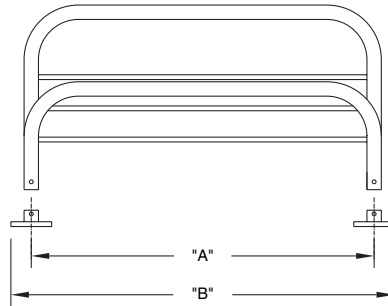
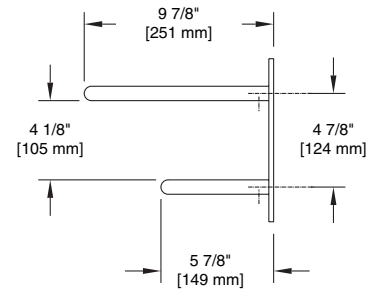
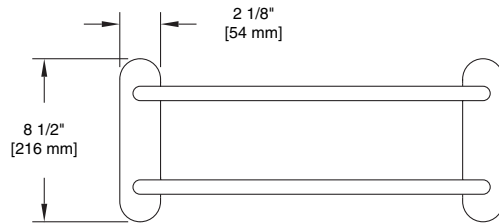
LIBERTY HARDWARE®
MANUFACTURING CORPORATION

A Masco Company

140 Business Park Drive • Winston-Salem, NC 27107
800.542.3789 • T 336.769.4077 • F 336.769.1839
www.libertyhardware.com

TOWEL SHELF WITH 1 BAR CONCEALED SCREW

2787 & 2788 Series



LENGTH	18" (457 mm)	24" (610 mm)
DIM "A"	18" (457 mm)	24" (610 mm)
DIM "B"	20 1/8" (511 mm)	26 1/8" (664 mm)

MATERIALS: Wall Flange- 17 gauge stamped brass
Shelf Tubing - .035 (20 gauge) 3/4" O.D. brass tubing
Towel Bar Tubing - .035 (20 gauge) 3/4" O.D. brass tubing
Crossbars - .025 (23 gauge) 3/8" O.D. brass tubing

INSTALLATION: Mount wall flanges (set screw holes facing down) through holes in projecting fittings with 4- #10 x 1 1/2" ovalhead nickel plated steel screws provided or 4- 3/16 x 3" zinc plated steel toggle bolts provided. Wall flange screw holes are vertically 4 7/8" center to center and horizontally 18" or 24" center to center. Mount top shelf first and then bottom bar with 4- 1/4- 20 x 5/8" slotted nickel plated steel set screws.

Wood blocking is preferable behind all wall surfaces. If wood blocking is not available, the following optional fasteners are suggested:

Tile/Masonry - Plastic or lead anchors

Plaster/Drywall - Toggle bolts

SPECIFICATION: Surface mounted towel shelf with 1 bar shall be model _____ (fill in model number) by Liberty Hardware Manufacturing Corporation.