

Date:

PO No.:

Architect:

Engr:

Rep:

(Company)

(Project Manager)

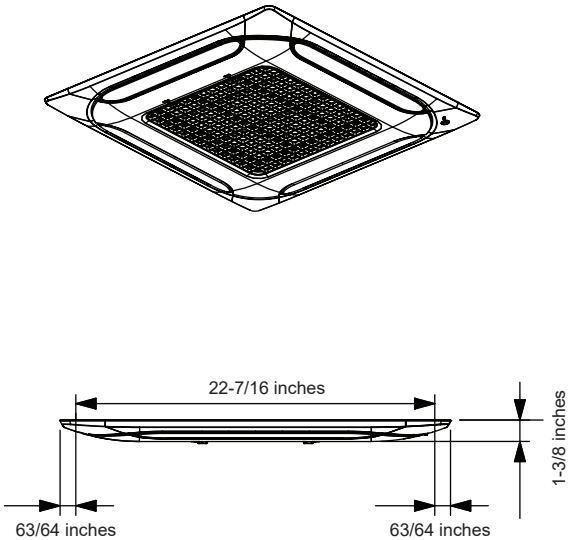
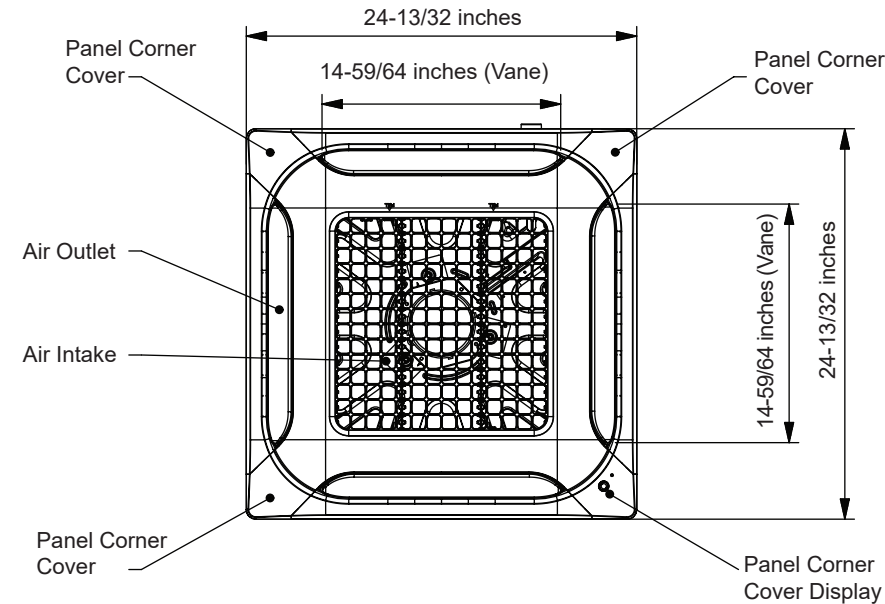
For: File Resubmit Approval Other

PT-QAGW0
2' x 2' Cassette Panel
For Multi V™/Single-Zone /Multi F 4-Way Ceiling-Cassette Indoor Units



Unit Data:

Color	White
RAL Color Code	RAL 9003
RGB Color Code	236 - 236 - 231
Material	ABS XG571
Net Dimensions (W x H x D, in.)	24-13/32 x 1-3/8 x 24-13/32
Shipping Dimensions (W x H x D, in.)	27-7/32 x 5 x 26-1/2
Net Weight (lbs.)	6.3
Shipping Weight (lbs.)	8.6
Display LED Color	Green
Filter	Washable



Job Name/Location:

Tag No:

Date:

For: File Resubmit

PO No.:

Approval Other

Architect:

GC:

Engr:

Mech:


Rep:

(Company)

(Project Manager)

KUMXB301A**R32 Multi F Outdoor Unit**

Outdoor Unit (ODU) - KUMXB301A

**Performance:**

Cooling Capacity (Min.-Rated-Max., Btu/h)	8,400~30,000~36,000
Heating Capacity (Min.-Rated-Max., Btu/h)	10,080~32,000~38,400
Max. Heating Capacity at 17°F (Btu/h)	27,200
Max. Heating Capacity at 5°F (Btu/h)	24,000
Max. Heating Capacity at -4°F (Btu/h)	20,400
Cooling COP @95°F (Rated)	3.81
Heating COP @47°F (Rated)	4.01

Cooling Nominal Test Conditions:

Indoor: 80°F DB / 67°F WB

Outdoor: 95°F DB / 75°F WB

Heating Nominal Test Conditions:

Indoor: 70°F DB / 60°F WB

Outdoor: 47°F DB / 43°F WB

Electrical:

Power Supply (V/Hz/Ø) ^{1,2}	208-230V, 60, 1
MOP (A)	25
MCA (A)	19.0
Cooling Rated Amps (A)	14.15
Heating Rated Amps (A)	14.15
Compressor (A)	13.5
Fan Motor (A)	0.65
Locked Rotor Amps (A)	19.0

MOP - Maximum Overcurrent Protection

MCA - Minimum Circuit Ampacity

Piping:

Refrigerant Charge (lbs.)	4.85
Liquid Line Connection (in., O.D.)	1/4 x 4
Vapor Line Connection (in., O.D.)	3/8 x 4
Maximum Total Piping ³ (ft.)	246.1
Min. / Max. ODU to IDU Piping (ft.)	9.8 / 82.0
Piping Length (no add'l refrigerant, ft.)	123
Additional Refrigerant Charge (oz. / ft.)	0.22
Maximum Elevation between ODU and IDU (ft.)	49.2
Maximum Elevation between IDU and IDU (ft.)	24.6

ODU = Outdoor Unit

IDU = Indoor Unit

Features:

- Auto operation / Auto restart
- Inverter (variable speed compressor)
- Integrated central control connection
- Defrost / Deicing
- Restart delay (three [3] minutes)
- Self diagnosis
- Soft start
- Low ambient cooling down to 14°F (-4°F with Wind Baffle Kit)

Optional Accessories:

- ☐ Power Distribution Indicator (PDI) Premium - PQNUD1S41
- ☐ Mobile LGMV for Android® Smartphones / Tablets or for iOS® Tablets - PLGMVW100

(Android is a registered trademark of Google LLC. iOS is a registered trademark of Apple Inc.)

- ☐ LG Monitoring View (LGMV) for Computers - PRCTILO
- ☐ Drain Pan Heater - PQSH1200
- ☐ Low Ambient Wind Baffle Kit - ZLABGP04A

Controller Options:

- ☐ MultiSITE Communication Mgr.
- ☐ AC Smart 5
- ☐ ACP 5
- ☐ ACP 5 BACnet® Gateway
- ☐ LonWorks® Gateway

BACnet® is a registered trademark of ASHRAE. LonWorks is a registered trademark of Echelon Corp.

For a complete list of available accessories, contact your LG representative.

For continual product development, LG reserves the right to change specifications without notice.

© LG Electronics U.S.A., Inc., Englewood Cliffs, NJ. All rights reserved. "LG Life's Good" is a registered trademark of LG Corp. / www.lghvac.com

Operating Range:

Cooling (°F DB)	14 to 118
Heating (°F WB)	-4 to +64

Unit Data:

Refrigerant Type	R32
Refrigerant Control	EEV
Sound Pressure (Cool / Heat) ±1 dB(A) ⁴	51 / 54
Net / Shipping Weight (lbs.)	140 / 156.5
Power Wiring from ODU to IDU (No x AWG) ²	3 x 14
Communication Wiring from ODU to IDU (No x AWG) ²	2 x 18
Heat Exchanger Coating	Gold Fin™
Minimum No. of Indoor Units	2
Maximum No. of Indoor Units	4

Compressor:

Type	Twin Rotary
Quantity	1
Oil / Type	FW68D

Fan:

Type	Axial
Quantity	1
Motor / Drive	Brushless Digitally Controlled/Direct
Max. Airflow Rate (CFM)	2,295

Notes:

1. Acceptable operating voltage: 187V - 253V.
2. All power supply wiring to the outdoor unit is field supplied, solid or stranded. The power wiring and the communication wiring from the outdoor unit to the indoor unit is field supplied and must be stranded, shielded or unshielded (if shielded, it must be grounded to the chassis of the outdoor unit only). All wiring must comply with applicable local and national codes.
 - a. Power Supply Wiring to Outdoor Unit (No. x AWG): 3 x 14 for 18k and 24k; 3 x 12 for 30k and 36k.
 - b. Power Wiring and Communication Wiring from Outdoor Unit to Indoor Unit (No. x AWG) 3 x 14 / 2 x 18.
3. Piping lengths are equivalent.
4. Sound pressure levels are tested in an anechoic chamber under ISO Standard 3745.
5. This data is rated 0 ft. above sea level, with 0 ft. level difference between outdoor and indoor units, and the following refrigerant pipe lengths:
 - KUMXB181A: 16.4 ft. x 2 = 32.8 ft.
 - KUMXB241A: 16.4 ft. x 3 = 49.2 ft.
 - KUMXB301A: 16.4 ft. x 4 = 65.6 ft.
 - KUMXB361A: 16.4 ft. x 4 = 65.6 ft.
6. All capacities are net with a combination ratio between 95 - 105%.
7. Must follow installation instructions in the applicable LG installation manual.
8. Refer to the Combination Data Manual for combination capacity tables.
9. See the Performance Data Manual for sensible and latent capacities.



Proper sizing and installation of equipment is critical to achieve optimal performance. Split system air conditioners and heat pumps (excluding ductless systems) must be matched with appropriate coil components to meet ENERGY STAR® criteria. Ask your contractor for details or visit www.energystar.gov.
ENERGY STAR and the ENERGY STAR mark are registered trademarks owned by the U.S. Environmental Protection Agency.)

SB_Multi_F_ODU_R32_KUMXB301A_2025_01_07_193346

Page 1 of 2

KUMXB301A

R32 Multi F Outdoor Unit

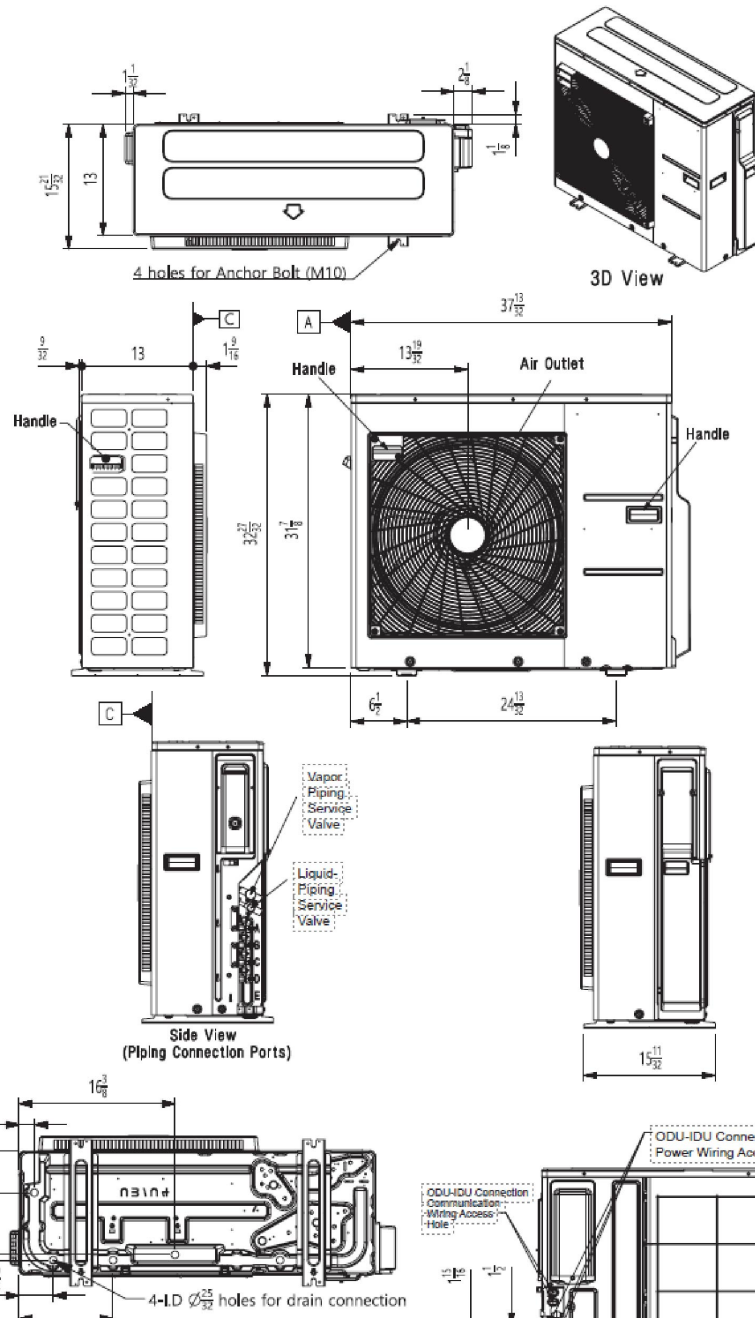
Outdoor Unit (ODU) - KUMXB301A



Tag No.: _____

Date: _____

PO No.: _____



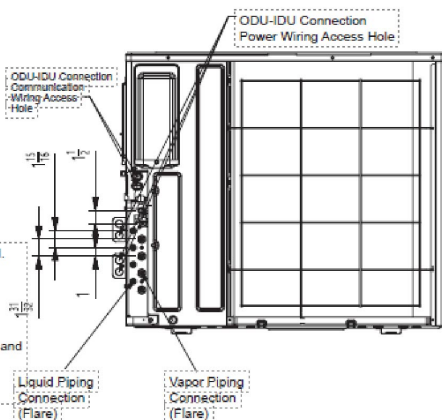
Symbols

→ Piping Direction

▶ Datum line

Notes:

1. Unit must be installed in compliance with the installation manual.
2. Unit must be grounded in accordance with the local or state regulations and applicable national codes.
3. All field-supplied electrical components and materials must comply with the local, state, and national codes.
4. Electrical characteristics must be considered for electrical work and design. The capacity of power cable and circuit breaker for the outdoor unit must follow local, state, national, and manufacturer requirements.



Job Name/Location:

Tag No:

Date:

For: File Resubmit

PO No.:

Approval Other

Architect:

GC:

Engr:

Mech:

Rep:

(Company)

(Project Manager)

KNUDB121A

R32 Multi F 2 x 2 Four-Way Ceiling Cassette Indoor Unit

12,000 Btu/h

**Performance:**

Nominal Cooling Capacity (Btu/h)	12,000
Nominal Heating Capacity (Btu/h)	13,800

Cooling Nominal Test Conditions:

Indoor: 80°F DB / 67°F WB
Outdoor: 95°F DB / 75°F WB

Heating Nominal Test Conditions:

Indoor: 70°F DB / 60°F WB
Outdoor: 47°F DB / 43°F WB**Electrical:**

Power Supply (V/Hz/Ø) ^{1,2}	208-230/60/1
Rated Amps (A)	0.25

Piping:

Installed Liquid Pipe (in., O.D.)	Ø1/4
Installed Vapor Pipe (in., O.D.)	Ø3/8
Liquid Connection (in., O.D.)	Ø1/4
Vapor Connection (in., O.D.)	Ø3/8
Drain (in., O.D. / I.D.)	1-1/4, 1
Temperature Sensor	Thermistor

Controls Features:

- Two thermistor control
- 24-Hour on / off timer
- Auto operation
- Auto restart
- Swirl swing
- Control lock function
- Drain pump
- Group control
- Inverter (variable speed fan)
- Jet cool
- R32 leak detection sensor
- Compatible with accessory Wi-Fi module
- Compatible with applicable Single Zone Outdoor Units (see single zone literature for matching system details)

Included Accessories:

- Wireless Remote Controller - PWLSSB21H

Required Accessories:

- Panel (24-13/32" x 24-13/32") - PT-QAGW0

Optional Accessories:

- Ventilation Flange³ - PTVK430
- Auxiliary Heater Kit - PRARH1
- Wi-Fi Module - PWFMDD200
- Single-Port Shutoff Valve - PRHPZ010A

Controller Options:

- MultiSITE™ CRC* Controllers
- Simple Remote Controllers
- Standard III Remote Controllers
- Deluxe Remote Controller
- Remote Temperature Button Sensor
- Dry Contacts

Entering Mixed Air:

Cooling (°F DB)	57 ~ 77
Heating (°F WB)	59 ~ 81

Unit Data:

Refrigerant Type	R32
Refrigerant Control	EEV
Sound Pressure (H/M/L) dB(A) ⁴	38 / 35 / 32
Standard Filter ⁵	Washable
Net Weight (lbs.)	28.4
Shipping Weight (lbs.)	34
Panel Net Weight (lbs.)	6.3
Panel Shipping Weight (lbs.)	8.6

Fan:

Type	Turbo
Quantity	1
Motor/Drive	Brushless Digitally Controlled/Direct
Air Flow H/M/L (CFM)	335 / 283 / 247
Dehumidification Rate (pts./hr.)	2.5

Notes:

1. Acceptable operating voltage: 187V-253V.
2. The power wiring and the communication wiring from the outdoor unit to the indoor unit, or from the branch distribution unit to the indoor unit is field supplied and must be stranded, shielded or unshielded (if shielded, it must be grounded to the chassis of the outdoor unit only). All wiring must comply with applicable local and national codes.
 - a. Power Wiring and Communication Wiring from Outdoor Unit to Indoor Unit (No. x AWG) 3 x 14 / 2 x 18.
 - b. Power Wiring and Communication Wiring from Branch Distribution Unit to Indoor Unit (No. x AWG) 3 x 14 / 2 x 18.
3. Must comply with applicable codes for fire isolation dampers.
4. Sound Pressure levels are tested in an anechoic chamber under ISO Standard 3745.
5. Removable Washable Filter size: 14" x 14" x 1".
6. See Engineering Manual for sensible and latent capacities.
7. The indoor unit comes with a dry helium charge.
8. Corresponding refrigerant piping length is in accordance with standard length of each outdoor unit and the level difference is 0 ft. All capacities are net with a combination ratio between 95 - 105%.
9. Must follow installation instructions in the applicable LG installation manual.



KNUDB121A
R32 Multi F 2 x 2 Four-Way Ceiling Cassette Indoor Unit
12,000 Btu/h



Date: _____

PO No.: _____

