

Job Name/Location:

Tag No:

Date:

For:	File	Resubmit
	Approval	Other

PO No.:

Architect: GC:

Engr: Mech:

Rep: (Company) (Project Manager)



KUMXA361A

R32 Multi F MAX with LGRED° Outdoor Unit

Outdoor Unit (ODU) - KUMXA361A

Performance:

Cooling Capacity (Min.-Rated-Max., Btu/h)	10,800-36,000-47,000
Heating Capacity (Min.-Rated-Max., Btu/h)	12,420-45,000-50,000
Max. Heating Capacity at 17°F (Btu/h)	49,600
Max. Heating Capacity at 5°F (Btu/h)	45,000
Max. Heating Capacity at -4°F (Btu/h)	40,000
Max. Heating Capacity at -13°F (Btu/h)	35,900
Cooling COP @95°F (Rated)	4.25
Heating COP @47°F (Rated)	4.00

Cooling Nominal Test Conditions: Indoor: 80°F DB / 67°F WB
 Heating Nominal Test Conditions: Indoor: 70°F DB / 60°F WB
 Outdoor: 95°F DB / 75°F WB
 Outdoor: 47°F DB / 43°F WB

Electrical:

Power Supply (V/Hz/Ø) ^{1,2}	208-230V, 60, 1
MOP (A)	40
MCA (A)	32.1
Cooling Rated Amps (A)	24.30
Heating Rated Amps (A)	24.30
Compressor (A)	23.0
Fan Motor (A)	1.30
Locked Rotor Amps (A)	22

MOP - Maximum Overcurrent Protection MCA - Minimum Circuit Ampacity

Piping:

Refrigerant Charge (lbs.)	9.262
Liquid Line Connection (in., O.D.)	Ø3/8 x 1
Vapor Line Connection (in., O.D.)	Ø3/4 x 1
Maximum Total Piping ³ (ft.)	475.7
Min. / Max. ODU to IDU Piping ⁴ (ft.)	32.8 / 229.6
Piping Length ⁵ (no add'l refrigerant, ft.)	180.4
Additional Refrigerant Charge Main Pipe (oz. / ft.)	0.54
Additional Refrigerant Charge Branch Pipe (oz. / ft.)	0.22
Maximum Elevation between ODU and IDU (ft.)	98.4
Maximum Elevation between IDU and IDU (ft.)	49.2

ODU = Outdoor Unit IDU = Indoor Unit

Features:

- Scroll (Variable Speed) Compressor
- Auto operation / Auto restart
- Integrated central control connection
- Self diagnosis / Soft start
- Defrost / Deicing
- Low ambient cooling down to 14°F (-4°F with Wind Baffle Kit)
- Restart delay (three [3] minutes)
- Factory installed Drain Pan Heater

Required Accessories:⁶

- 2-Port BD Unit - PMBD3620ZR
- 3-Port BD Unit - PMBD3630ZR
- 4-Port BD Units - PMBD3640ZR / PMBD3641ZR

Optional Accessories:

- Power Distribution Indicator (PDI) Premium - PQNUD1S41
- Mobile LGMV for Android® Smartphones / Tablets or for iOS® Tablets - PLGMVW100
- LG Monitoring View (LGMV) for Computers - PRCTILO
- Low Ambient Wind Baffle Kit - ZLABGP04A x 2

Controller Options:

- MultiSITE Communication Mgr.
- AC Smart 5
- ACP 5
- ACP 5 BACnet® Gateway
- LonWorks® Gateway

BACnet® is a registered trademark of ASHRAE. LonWorks is a registered trademark of Echelon Corp.

Operating Range:

Cooling (°F DB)	14 to 118
Heating (°F WB)	-13 to +64

Unit Data:

Refrigerant Type	R32
Refrigerant Control	EEV
Sound Pressure (Cool / Heat) ±1 dB(A) ⁷	53 / 55
Net / Shipping Weight (lbs.)	218.3 / 239.2
Power Wiring: ODU→BDU, BDU→IDU (No x AWG) ²	3 x 14, 3 x 14
Comm. Wiring: ODU→BDU, BDU→IDU (No x AWG) ²	2 x 18, 2 x 18
Heat Exchanger Coating	Gold Fin™
Minimum No. of Indoor Units	2
Maximum No. of Indoor Units	5

Compressor:

Type	Scroll
Quantity	1
Oil / Type	PVE

Fan:

Type	Propeller
Quantity	2
Motor / Drive	Brushless Digitally Controlled/Direct
Max. Airflow Rate (CFM)	2,119 x 2

Notes:

1. Acceptable operating voltage: 187V - 253V.
2. All power supply wiring to the ODU is field supplied, solid or stranded. The power wiring and the communication wiring from the ODU to the BDU, and from the BDU to the IDU is field supplied and must be stranded, shielded or unshielded (if shielded, it must be grounded to the chassis of the ODU only). All wiring must comply with applicable local and national codes.
 - a. Power Supply Wiring to Outdoor Unit (No. x AWG): 3 x 8 for 48k, 54k, and 60k.
 - b. Power Wiring and Communication Wiring from ODU to BD Unit (No. x AWG) 3 x 14 / 2 x 18.
 - c. Power Wiring and Communication Wiring from BD Unit to IDU (No. x AWG) 3 x 14 / 2 x 18.
3. Piping lengths are equivalent.
4. 180.4 ft. of Main Piping + 49.2 ft. of Branch Piping.
5. 49.2 ft. of Main Piping + 131.2 of Branch Piping.
6. At least one branch distribution (BD) unit is required for system operation; a maximum of two can be installed per outdoor unit with the use of a Y-branch accessory (ARBLN03321).
7. Sound pressure levels are tested in an anechoic chamber under ISO Standard 3745.
8. See the Engineering Manual Capacity Tables for ODU sensible and latent capacities.
9. See the Engineering Manual Combination Tables for allocation of ODU rated capacity to each connected IDU when all are calling for full capacity. Allocation percentages should be applied to ODU capacity at design conditions.
10. Capacity is rated 0 ft. above sea level, with a 0 ft. level difference between ODU and IDUs, and the following refrigerant pipe lengths:
 KUMXA361A: 16.4 ft. Main + (16.4 ft. Branch x 5) = 98.4 ft.
 KUMXA421A: 16.4 ft. Main + (16.4 ft. Branch x 6) = 114.8 ft.
 KUMXA481A: 16.4 ft. Main + (16.4 ft. Branch x 8) = 147.6 ft.
11. Must follow installation instructions in the applicable LG installation manual.
12. See the Engineering Manual Capacity Tables for ODU capacity at design conditions.



For a complete list of available accessories, contact your LG representative.

For continual product development, LG reserves the right to change specifications without notice.

© LG Electronics U.S.A., Inc., Englewood Cliffs, NJ. All rights reserved. "LG Life's Good" is a registered trademark of LG Corp. /www.lghvac.com

SB_Multi_F_MAX_LGRED_ODU_R32_KUMXA361A_2025_01_07_202339



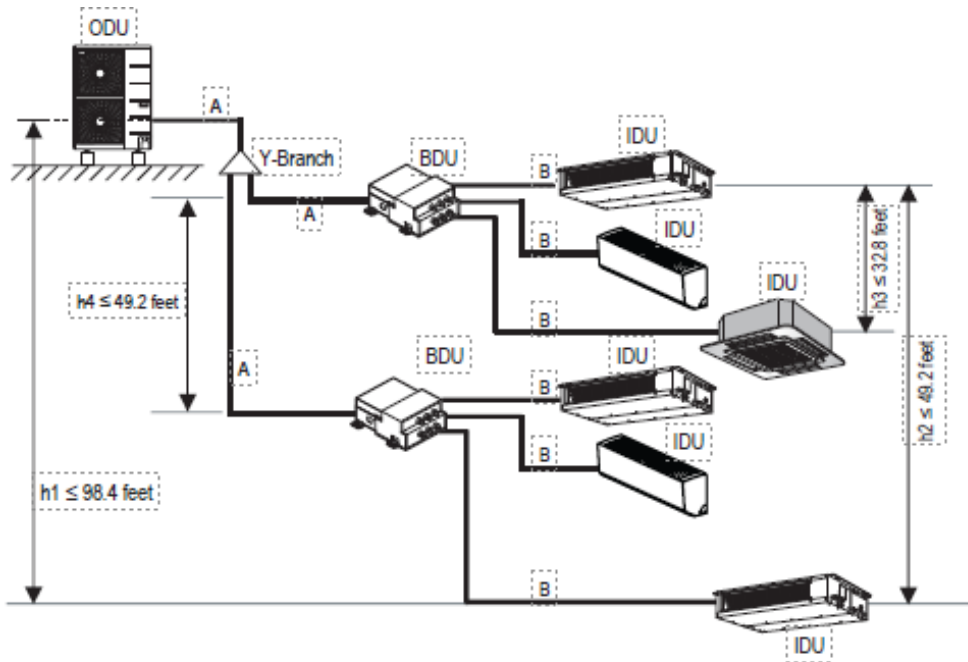
KUMXA361A
R32 Multi F MAX with LGRED[®] Outdoor Unit
Outdoor Unit (ODU) - KUMXA361A



Tag No.: _____

Date: _____

PO No.: _____



Multi F MAX with LGRED Outdoor Unit Refrigerant Piping System Limitations.

Pipe Length (ELF = Equivalent Length of pipe in Feet)	Total piping length ($\Sigma A + \Sigma B$)		≤475.7 feet
	Main pipe (Outdoor Unit to Branch Distribution Units: A)	Minimum for Each (A) Piping Segment	16.4 feet
		Maximum (ΣA)	≤180.4 feet
	Total branch piping length (ΣB)		≤295.3 feet
Elevation Differential (All Elevation Limitations are Measured in Actual Feet)	Branch pipe (Branch Distribution Units to Indoor Units: B)	Minimum	16.4 feet
		Maximum	≤49.2 feet
	If outdoor unit is above or below indoor unit (h1)		≤98.4 feet
	Between the farthest two indoor units (h2)		≤49.2 feet
Between branch distribution unit and farthest connected indoor unit(s) (h3)		≤32.8 feet	
Between branch distribution units (h4)		≤49.2 feet	

Installing the Unit



Multi F MAX with LGRED Piping Sizes.

Piping	Main Pipe A (inch)	Branch Pipe B
Liquid	Ø3/8	Depends on the size of the indoor unit piping.
Vapor	Ø3/4	

Job Name/Location:

Tag #:

Date:

For:	File	Resubmit
	Approval	Other_____

PO No.:

Architect: _____ GC: _____

Engr: _____ Mech: _____

Rep: _____

(Company)

(Project Manager)



KNUQB091A

Multi F R32 Wall Console Indoor Unit

9,000 Btu/h



Performance:

Nominal Cooling Capacity (Btu/h)	9,000
Nominal Heating Capacity (Btu/h)	10,600

Cooling Nominal Test Conditions:

Indoor: 80°F DB / 67°F WB
Outdoor: 95°F DB / 75°F WB

Heating Nominal Test Conditions:

Indoor: 70°F DB / 60°F WB
Outdoor: 47°F DB / 43°F WB

Electrical:

Power Supply (V/Hz/Ø) ^{1,2}	208-230/60/1
Rated Amps (A)	0.7

Piping:

Installed Liquid Pipe (in., O.D.)	ø1/4
Installed Vapor Pipe (in., O.D.)	ø3/8
Liquid Connection (in., O.D.)	ø1/4
Vapor Connection (in., O.D.)	ø3/8
Drain (in., O.D. / I.D.)	21/32, 15/32
Temperature Sensor	Thermistor

Controls Features:

- Inverter (variable speed fan)
- Auto swing (up and down)
- Jet cool / Jet heat
- Long-life washable prefilter
- Hot start
- Self diagnosis
- Soft dry operation
- Auto operation
- Auto restart
- Child lock
- Sleep mode
- Timer (on/off/weekly)
- Group control
- R32 leak detection sensor
- Compatible with applicable Single Zone Outdoor Units (see single zone literature for matching system details)

Included Accessories:

- Wireless Remote Controller — AKB75735427

Optional Accessories:

- Single-Port Shutoff Valve - PRHPZ010A
- Auxiliary Heater Kit - PRARH1

Controller Options:

- Standard III Wired Remote Controllers
- MultiSITE™ CRC* Controllers
- Simple Remote Controllers
- Deluxe Remote Controller
- Remote Temperature Button Sensor
- Dry Contacts
- Wi-Fi Module - PWFMD200

Entering Mixed Air:

Cooling (°F WB)	57 ~ 77
Heating (°F DB)	59 ~ 81

Unit Data:

Refrigerant Type	R32
Refrigerant Control	EEV
Sound Pressure (H/M/L) dB(A) ³	38 / 32 / 27
Primary Filter	Washable Pre-filter
Net Weight (lbs.)	33.7
Shipping Weight (lbs.)	39.7

Fan:

Type	Turbo
Quantity	1
Motor/Drive	Brushless Digitally Controlled/Direct
Air Flow H/M/L (CFM)	318 / 300 / 237 / 177
Dehumidification (pts./hr.)	1.72

Notes:

1. Acceptable operating voltage: 187V-253V.
2. The power wiring and the communication wiring from the outdoor unit to the indoor unit, or from the branch distribution unit to the indoor unit is field supplied and must be stranded, shielded or unshielded (if shielded, it must be grounded to the chassis of the outdoor unit only). All wiring must comply with applicable local and national codes.
- a. Power Wiring and Communication Wiring from Outdoor Unit to Indoor Unit (No. x AWG) 3 x 14 / 2 x 18.
- b. Power Wiring and Communication Wiring from Branch Distribution Unit to Indoor Unit (No. x AWG) 3 x 14 / 2 x 18.
3. Sound Pressure levels are tested in an anechoic chamber under ISO Standard 3745.
4. See Engineering Manual for sensible and latent capacities.
5. The indoor unit comes with a dry helium charge.
6. Corresponding refrigerant piping length is in accordance with standard length of each outdoor unit and the level difference is 0 ft. All capacities are net with a combination ratio between 95 - 105%.
7. Must follow installation instructions in the applicable LG installation manual.



Job Name/Location: _____

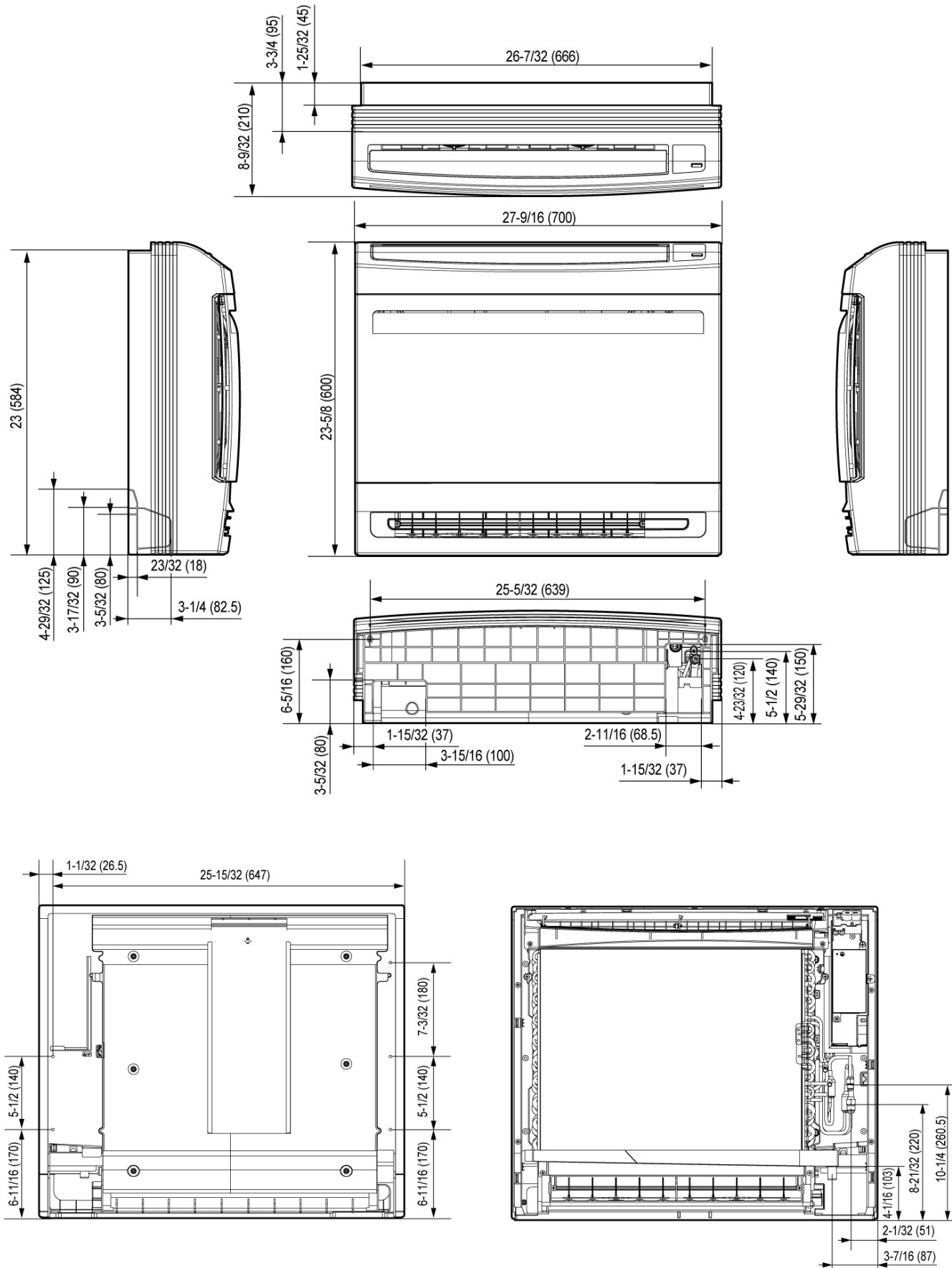
KNUQB091A
Multi F R32 Wall Console Indoor Unit
9,000 Btu/h



Tag No.: _____

Date: _____

PO No.: _____



Job Name/Location:

Tag #:

Date:

For:	File	Resubmit
	Approval	Other_____

PO No.:

Architect: _____ GC: _____

Engr: _____ Mech: _____

Rep: _____

(Company)

(Project Manager)



KNUQB121A

Multi F R32 Wall Console Indoor Unit

12,000 Btu/h



Performance:

Nominal Cooling Capacity (Btu/h)	12,000
Nominal Heating Capacity (Btu/h)	13,650

Cooling Nominal Test Conditions:

Indoor: 80°F DB / 67°F WB
Outdoor: 95°F DB / 75°F WB

Heating Nominal Test Conditions:

Indoor: 70°F DB / 60°F WB
Outdoor: 47°F DB / 43°F WB

Electrical:

Power Supply (V/Hz/Ø) ^{1,2}	208-230/60/1
Rated Amps (A)	0.7

Piping:

Installed Liquid Pipe (in., O.D.)	ø1/4
Installed Vapor Pipe (in., O.D.)	ø3/8
Liquid Connection (in., O.D.)	ø1/4
Vapor Connection (in., O.D.)	ø3/8
Drain (in., O.D. / I.D.)	21/32, 15/32
Temperature Sensor	Thermistor

Controls Features:

- Inverter (variable speed fan)
- Auto swing (up and down)
- Jet cool / Jet heat
- Long-life washable prefilter
- Hot start
- Self diagnosis
- Soft dry operation
- Auto operation
- Auto restart
- Child lock
- Sleep mode
- Timer (on/off/weekly)
- Group control
- R32 leak detection sensor
- Compatible with applicable Single Zone Outdoor Units (see single zone literature for matching system details)

Included Accessories:

- Wireless Remote Controller — AKB75735427

Optional Accessories:

- Single-Port Shutoff Valve - PRHPZ010A
- Auxiliary Heater Kit - PRARH1

Controller Options:

- Standard III Wired Remote Controllers
- MultiSITE™ CRC* Controllers
- Simple Remote Controllers
- Deluxe Remote Controller
- Remote Temperature Button Sensor
- Dry Contacts
- Wi-Fi Module - PWFMD200

Entering Mixed Air:

Cooling (°F WB)	57 ~ 77
Heating (°F DB)	59 ~ 81

Unit Data:

Refrigerant Type	R32
Refrigerant Control	EEV
Sound Pressure (H/M/L) dB(A) ³	39 / 32 / 27
Primary Filter	Washable Pre-filter
Net Weight (lbs.)	33.7
Shipping Weight (lbs.)	39.7

Fan:

Type	Turbo
Quantity	1
Motor/Drive	Brushless Digitally Controlled/Direct
Air Flow H/M/L (CFM)	353 / 318 / 244 / 184
Dehumidification (pts./hr.)	2.3

Notes:

1. Acceptable operating voltage: 187V-253V.
2. The power wiring and the communication wiring from the outdoor unit to the indoor unit, or from the branch distribution unit to the indoor unit is field supplied and must be stranded, shielded or unshielded (if shielded, it must be grounded to the chassis of the outdoor unit only). All wiring must comply with applicable local and national codes.
- a. Power Wiring and Communication Wiring from Outdoor Unit to Indoor Unit (No. x AWG) 3 x 14 / 2 x 18.
- b. Power Wiring and Communication Wiring from Branch Distribution Unit to Indoor Unit (No. x AWG) 3 x 14 / 2 x 18.
3. Sound Pressure levels are tested in an anechoic chamber under ISO Standard 3745.
4. See Engineering Manual for sensible and latent capacities.
5. The indoor unit comes with a dry helium charge.
6. Corresponding refrigerant piping length is in accordance with standard length of each outdoor unit and the level difference is 0 ft. All capacities are net with a combination ratio between 95 - 105%.
7. Must follow installation instructions in the applicable LG installation manual.



Job Name/Location: _____

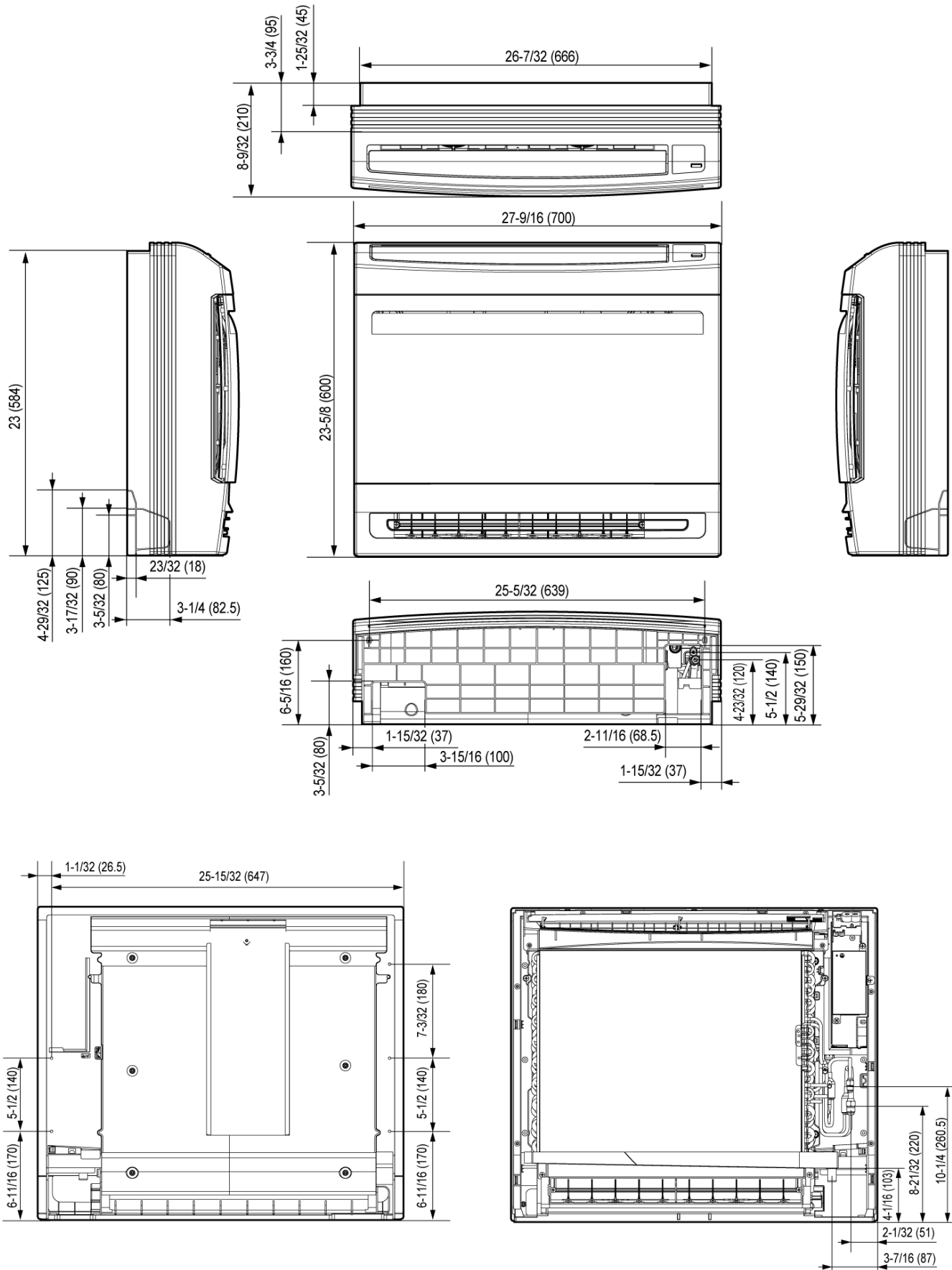
KNUQB121A
Multi F R32 Wall Console Indoor Unit
12,000 Btu/h



Tag No.: _____

Date: _____

PO No.: _____



Job Name/Location:

Tag #:

Date:

For:	File	Resubmit
	Approval	Other_____

PO No.:

Architect: GC:

Engr: Mech:

Rep:

(Company)

(Project Manager)



KNMQB151A
Multi F R32 Wall Console Indoor Unit
15,000 Btu/h



Performance:

Nominal Cooling Capacity (Btu/h)	15,710
Nominal Heating Capacity (Btu/h)	17,070

Cooling Nominal Test Conditions:
Indoor: 80°F DB / 67°F WB
Outdoor: 95°F DB / 75°F WB

Heating Nominal Test Conditions:
Indoor: 70°F DB / 60°F WB
Outdoor: 47°F DB / 43°F WB

Electrical:

Power Supply (V/Hz/Ø) ^{1,2}	208-230/60/1
Rated Amps (A)	0.7

Piping:

Installed Liquid Pipe (in., O.D.)	ø1/4
Installed Vapor Pipe (in., O.D.)	ø1/2
Liquid Connection (in., O.D.)	ø1/4
Vapor Connection (in., O.D.)	ø1/2
Drain (in., O.D. / I.D.)	21/32, 15/32
Temperature Sensor	Thermistor

Controls Features:

- Inverter (variable speed fan)
- Auto swing (up and down)
- Jet cool / Jet heat
- Long-life washable prefilter
- Hot start
- Self diagnosis
- Soft dry operation
- Auto operation
- Auto restart
- Child lock
- Sleep mode
- Timer (on/off/weekly)
- Group control
- R32 leak detection sensor

Included Accessories:

- Wireless Remote Controller — AKB75735427

Optional Accessories:

- Single-Port Shutoff Valve - PRHPZ010A
- Auxiliary Heater Kit - PRARH1

Controller Options:

- Standard III Wired Remote Controllers
- MultiSITE™ CRC* Controllers
- Simple Remote Controllers
- Deluxe Remote Controller
- Remote Temperature Button Sensor
- Dry Contacts
- Wi-Fi Module - PWFMD200

Entering Mixed Air:

Cooling (°F WB)	57 ~ 77
Heating (°F DB)	59 ~ 81

Unit Data:

Refrigerant Type	R32
Refrigerant Control	EEV
Sound Pressure (H/M/L) dB(A) ³	44 / 39 / 35
Primary Filter	Washable Pre-filter
Net Weight (lbs.)	33.7
Shipping Weight (lbs.)	39.7

Fan:

Type	Turbo
Quantity	1
Motor/Drive	Brushless Digitally Controlled/Direct
Air Flow H/M/L (CFM)	388 / 357 / 304 / 254
Dehumidification (pts./hr.)	4.4

Notes:

1. Acceptable operating voltage: 187V-253V.
2. The power wiring and the communication wiring from the outdoor unit to the indoor unit, or from the branch distribution unit to the indoor unit is field supplied and must be stranded, shielded or unshielded (if shielded, it must be grounded to the chassis of the outdoor unit only). All wiring must comply with applicable local and national codes.
 - a. Power Wiring and Communication Wiring from Outdoor Unit to Indoor Unit (No. x AWG) 3 x 14 / 2 x 18.
 - b. Power Wiring and Communication Wiring from Branch Distribution Unit to Indoor Unit (No. x AWG) 3 x 14 / 2 x 18.
3. Sound Pressure levels are tested in an anechoic chamber under ISO Standard 3745.
4. See Engineering Manual for sensible and latent capacities.
5. The indoor unit comes with a dry helium charge.
6. Corresponding refrigerant piping length is in accordance with standard length of each outdoor unit and the level difference is 0 ft. All capacities are net with a combination ratio between 95 - 105%.
7. Must follow installation instructions in the applicable LG installation manual.



Job Name/Location: _____

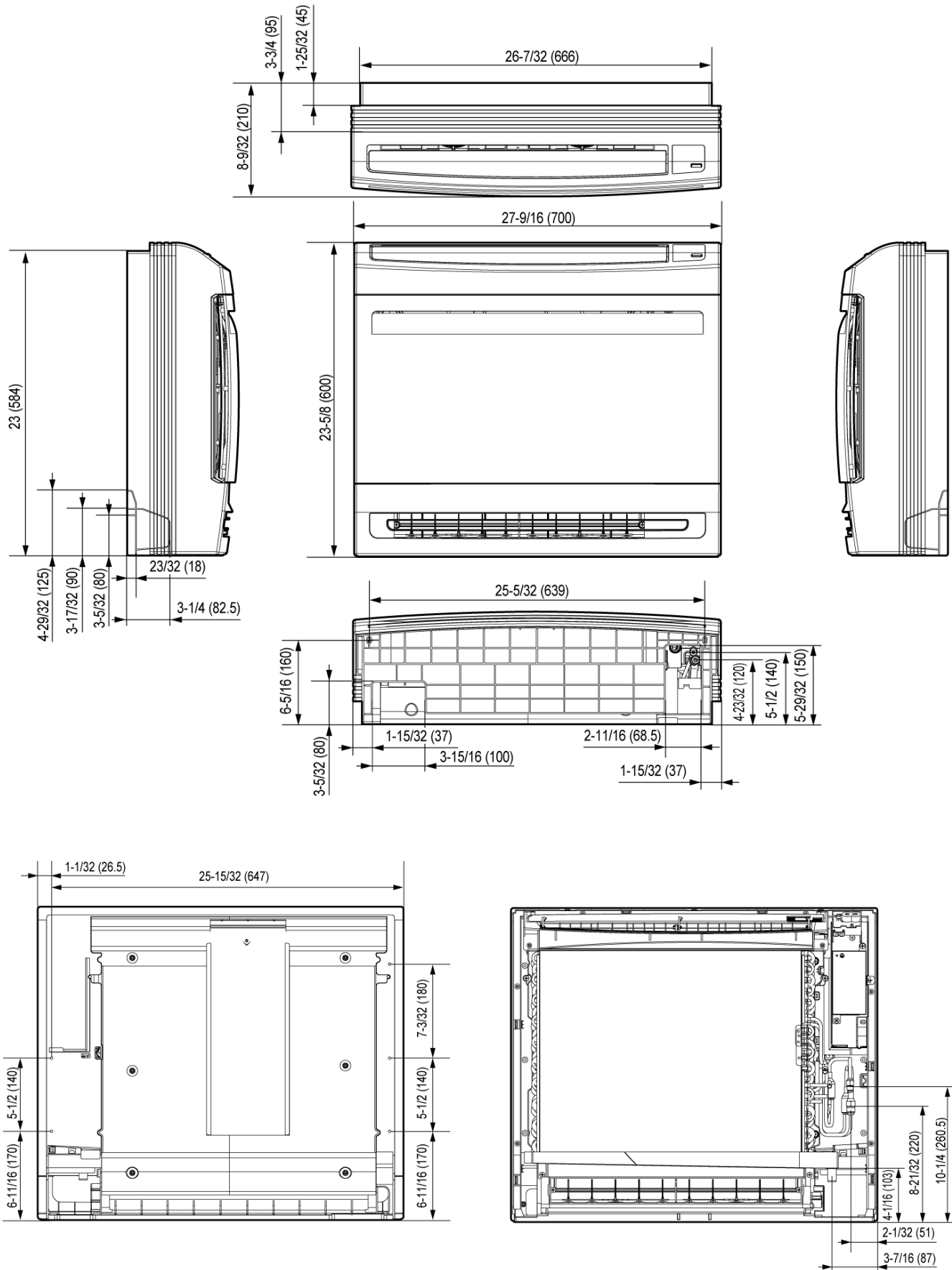
KNMQB151A
Multi F R32 Wall Console Indoor Unit
15,000 Btu/h



Tag No.: _____

Date: _____

PO No.: _____



Job Name/Location: _____

Tag No: _____

Date: _____

For:	File	Resubmit
	Approval	Other _____

PO No.: _____

Architect: _____ GC: _____

Engr: _____ Mech: _____

Rep: _____
(Company) (Project Manager)



PMBD3640ZR
Four-Port Branch Distribution Unit
 For Multi F MAX and Multi F MAX with LGRED® Outdoor Units

Performance:

Max. Nominal Port Capacity (Btu/h) (each port)	24,000
Max. Nominal Unit Capacity (Btu/h) (sum of ports)	73,000
Connected Indoor Unit Capacity (Btu/h)	7,000 ~ 24,000
Power Input (W)	97

Electrical:

Power Supply (V/Hz/Ø) ¹	208-230/60/1
Rated Amps (A)	0.4

Piping:

Piping Connections to Outdoor Unit:

Liquid Line (in., O.D.)	Ø3/8 Braze
Vapor Line (in., O.D.)	Ø3/4 Braze

Piping Connections to Indoor Unit:

Liquid Line (in., O.D.)	Ø1/4 Flare x 4
Vapor Line (in., O.D.)	Ø3/8 Flare x 4

Features:

- Distributes refrigerant to indoor units
- Internal components are insulated
- Compact design

Operating Range:

Temperature Range (°F D.B.)	0 ~ 150
Maximum Humidity	80%

Unit Data:

Net Weight (lbs.)	19.4
Shipping Weight (lbs.)	22.9
Power Wiring: ODU→BDU, BDU→IDU (No x AWG) ²	3 x 14, 3 x 14
Comm. Wiring: ODU→BDU, BDU→IDU (No x AWG) ²	2 x 18, 2 x 18

Notes:

1. Acceptable operating voltage: 187V-253V.
2. The power wiring and the communication wiring from the outdoor unit to the branch distribution unit, and from the branch distribution unit to the indoor unit is field supplied and must be stranded, shielded or unshielded (if shielded, it must be grounded to the chassis of the outdoor unit only). All wiring must comply with applicable local and national codes.
 - a. Power Wiring and Communication Wiring from ODU to BDU (No. x AWG) 3 x 14 / 2 x 18.
 - b. Power Wiring and Communication Wiring from BDU to IDU (No. x AWG) 3 x 14 / 2 x 18.
3. Piping lengths:
 - Maximum height difference between branch distribution unit and indoor units - 32.8 feet.
 - Maximum height difference between branch distribution unit and branch distribution unit - 49.2 feet.
 - Maximum piping length between branch distribution unit and indoor units - 49.2 feet.
4. The branch distribution unit should be installed inside of a building.
5. Must follow installation instructions in the applicable LG installation manual.



PMBD3640ZR
Four-Port Branch Distribution Unit
 For Multi F MAX and Multi F MAX with LGRED® Outdoor Units



Tag No.: _____

Date: _____

PO No.: _____

