

Job Name/Location:

Tag #:

Date:

For:	File	Resubmit
	Approval	Other_____


PO No.:

Architect: GC:

Engr: Mech:

Rep: (Company) (Project Manager)

PREMTC00U Simple Remote Controller



Unit Data:

Maximum No. of Indoor Units (Group Control)	16
Temperature Value*	Fahrenheit (1° Increments) / Celsius
Dimensions	4-3/4" L x 2-3/4" W x 5/8" H
Weight	0.18 lbs.

*Temperature Value depends on equipment.

Operating Range:

Cooling (°F DB)	64 ~ 86
Heating (°F WB)	60 ~ 86

Communications Cabling Specifications (V-Net):

Type	Field Supplied
Length**	164 feet
Size	22-3 AWG, twisted, stranded, unshielded

**Communication cable can be extended to a maximum of 164 feet between controller and indoor unit by using field supplied cable or the Wired Remote Group Control Cable Assembly (PZCWRCG3) or Wired Remote Extension Cable (PZWRC1), maximum of 4.

Standard Features:

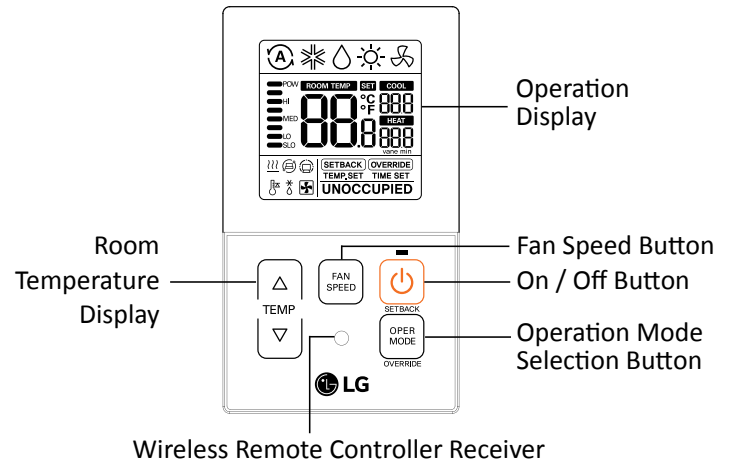
- Auto Operation (Dual Setpoint)
- Unit Operation – On / Off
- Mode Selection – Cool / Heat / Dry / Fan / Auto
- Fan Speed Selection
- Air Flow Direction (available with indoor units equipped for this feature)
- Static Pressure Setting
- Child Lock
- LED Indicator for unit operating status
- Master / Slave Setting for Multiple Controller Installation
- Room Temperature Sensing Location (Zone Controller, Indoor Unit, Two-Thermistor)
- Discharge Vanes – Auto Swing / Fixed (available with indoor units equipped for this feature)
- Manual Central Control Addressing

Optional Accessories:

- 33-foot Extension Cable Assembly (PZCWRC1)
- Group Control Cable Kit (PZCWRCG3)

Notes:

1. Must follow installation instructions in the applicable LG installation manual.
2. Available functions / features may differ based on the connected system.



Job Name/Location:

Tag No:

Date:


For:	File	Resubmit
	Approval	Other

PO No.:

Architect: _____ GC: _____

Engr: _____ Mech: _____

Rep: _____
(Company) (Project Manager)



KUMXA181A
R32 Multi F with LGRED° Outdoor Unit
Outdoor Unit (ODU) - KUMXA181A

Performance:

Cooling Capacity (Min.-Rated-Max., Btu/h)	8,400~18,000~19,980
Heating Capacity (Min.-Rated-Max., Btu/h)	10,248~22,000~24,000
Max. Heating Capacity at 17°F (Btu/h)	23,600
Max. Heating Capacity at 5°F (Btu/h)	22,000
Max. Heating Capacity at -4°F (Btu/h)	19,900
Max. Heating Capacity at -13°F (Btu/h)	17,830
Cooling COP @95°F (Rated)	3.97
Heating COP @47°F (Rated)	3.60

Cooling Nominal Test Conditions:
Indoor: 80°F DB / 67°F WB
Outdoor: 95°F DB / 75°F WB

Heating Nominal Test Conditions:
Indoor: 70°F DB / 60°F WB
Outdoor: 47°F DB / 43°F WB

Electrical:

Power Supply (V/Hz/Ø) ^{1,2}	208-230V, 60, 1
MOP (A)	30
MCA (A)	22.7
Cooling Rated Amps (A)	17.65
Heating Rated Amps (A)	17.65
Compressor (A)	17.0
Fan Motor (A)	0.65
Locked Rotor Amps (A)	23

MOP - Maximum Overcurrent Protection

MCA - Minimum Circuit Ampacity

Piping:

Refrigerant Charge (lbs.)	4.85
Liquid Line Connection (in., O.D.)	1/4 x 2
Vapor Line Connection (in., O.D.)	3/8 x 2
Maximum Total Piping ³ (ft.)	164
Min. / Max. ODU to IDU Piping (ft.)	9.8 / 82.0
Piping Length (no add'l refrigerant, ft.)	82.0
Additional Refrigerant Charge (oz. / ft.)	0.22
Maximum Elevation between ODU and IDU (ft.)	49.2
Maximum Elevation between IDU and IDU (ft.)	24.6

ODU = Outdoor Unit

IDU = Indoor Unit

Features:

- Auto operation / Auto restart
- Inverter (variable speed compressor)
- Integrated central control connection
- Defrost / Deicing
- Restart delay (three [3] minutes)
- Self diagnosis
- Soft start
- Factory-installed drain pan heater
- Low ambient cooling down to 14°F (-4°F with Wind Baffle Kit)

Optional Accessories:

- Power Distribution Indicator (PDI) Premium - PQNUD1S41
- Mobile LGMV for Android® Smartphones / Tablets or for iOS® Tablets - PLGMVW100 (Android is a registered trademark of Google LLC. iOS is a registered trademark of Cisco Systems, Inc.)
- LG Monitoring View (LGMV) for Computers - PRCTILO
- Low Ambient Wind Baffle Kit - ZLABGP04A

Controller Options:

- MultiSITE Communication Mgr.
- AC Smart 5
- ACP 5
- ACP 5 BACnet® Gateway
- LonWorks® Gateway

BACnet® is a registered trademark of ASHRAE. LonWorks is a registered trademark of Echelon Corp.

For a complete list of available accessories, contact your LG representative.

For continual product development, LG reserves the right to change specifications without notice.

© LG Electronics U.S.A., Inc., Englewood Cliffs, NJ. All rights reserved. "LG Life's Good" is a registered trademark of LG Corp. /www.lghvac.com

Operating Range:

Cooling (°F DB)	14 to 118
Heating (°F WB)	-13 to +64

Unit Data:

Refrigerant Type	R32
Refrigerant Control	EEV
Sound Pressure (Cool / Heat) ±1 dB(A) ⁴	50 / 54
Net / Shipping Weight (lbs.)	147.7 / 165.3
Power Wiring from ODU to IDU (No x AWG) ²	3 x 14
Communication Wiring from ODU to IDU (No x AWG) ²	2 x 18
Heat Exchanger Coating	Gold Fin™
Minimum No. of Indoor Units	2
Maximum No. of Indoor Units	2

Compressor:

Type	Scroll
Quantity	1
Oil / Type	PVE

Fan:

Type	Axial
Quantity	1
Motor / Drive	Brushless Digitally Controlled/Direct
Max. Airflow Rate (CFM)	2,119

Notes:

1. Acceptable operating voltage: 187V - 253V.
2. All power supply wiring to the outdoor unit is field supplied, solid or stranded. The power wiring and the communication wiring from the outdoor unit to the indoor unit is field supplied and must be stranded, shielded or unshielded (if shielded, it must be grounded to the chassis of the outdoor unit only). All wiring must comply with applicable local and national codes.
 - a. Power Supply Wiring to Outdoor Unit (No. x AWG): 3 x 12 for 18k, 24k, and 30k.
 - b. Power Wiring and Communication Wiring from Outdoor Unit to Indoor Unit (No. x AWG) 3 x 14 / 2 x 18.
3. Piping lengths are equivalent.
4. Sound pressure levels are tested in an anechoic chamber under ISO Standard 3745.
5. This data is rated 0 ft. above sea level, with 0 ft. level difference between outdoor and indoor units, and the following refrigerant pipe lengths: KUMXA181A: 16.4 ft. x 2 = 32.8 ft.; KUMXA241A: 16.4 ft. x 3 = 49.2 ft.; KUMXA301A: 16.4 ft. x 4 = 65.6 ft.
6. All capacities are net with a combination ratio between 95 - 105%.
7. Must follow installation instructions in the applicable LG installation manual.
8. Refer to the Combination Data Manual for combination capacity tables.
9. See the Performance Data Manual for sensible and latent capacities.



Proper sizing and installation of equipment is critical to achieve optimal performance. Split system air conditioners and heat pumps (excluding ductless systems) must be matched with appropriate coil components to meet ENERGY STAR® criteria. Ask your contractor for details or visit www.energystar.gov. (ENERGY STAR and the ENERGY STAR mark are registered trademarks owned by the U.S. Environmental Protection Agency.)

KUMXA181A

R32 Multi F with LGRED[®] Outdoor Unit

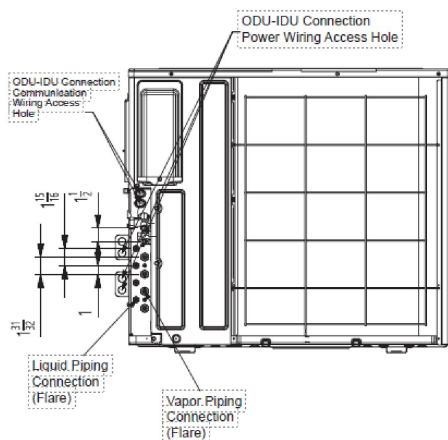
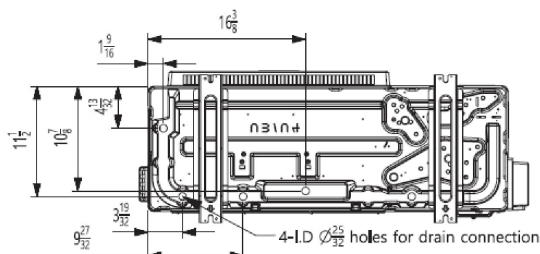
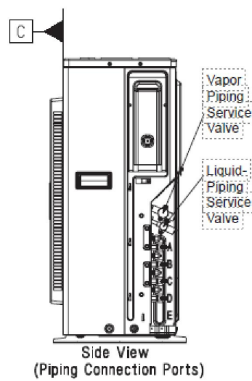
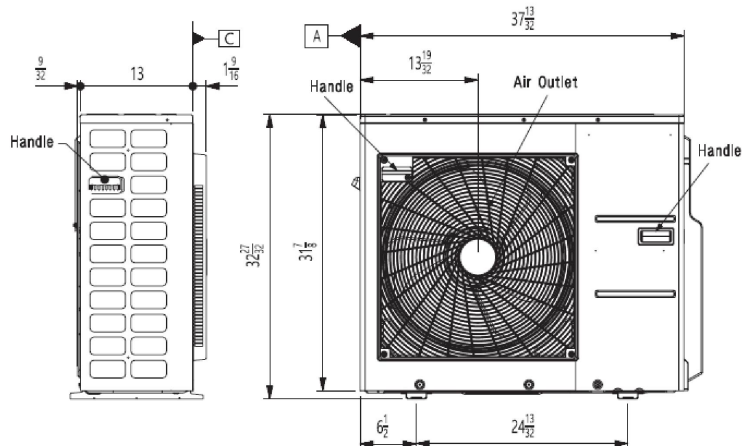
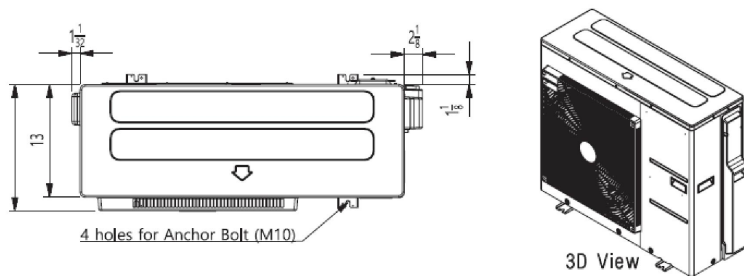
Outdoor Unit (ODU) - KUMXA181A



Tag No.: _____

Date: _____

PO No.: _____



Symbols

- Piping Direction
- ▶ Datum line

Note

1. Unit must be installed in compliance with the installation manual.
2. Unit must be grounded in accordance with the local or state regulations and applicable national codes.
3. All field-supplied electrical components and materials must comply with the local, state, and national codes.
4. Electrical characteristics must be considered for electrical work and design. The capacity of power cable and circuit breaker for the outdoor unit must follow local, state, national, and manufacturer requirements.

Job Name/Location:

Tag #:

Date:

For:	File	Resubmit
	Approval	Other_____

PO No.:

Architect: _____ GC: _____

Engr: _____ Mech: _____

Rep: _____

(Company)

(Project Manager)



KNMKB091A
Multi F R32 Low Static Ducted Indoor Unit
9,000 Btu/h

Performance:

Nominal Cooling Capacity (Btu/h)	9,000
Nominal Heating Capacity (Btu/h)	10,400

Cooling Nominal Test Conditions:

Indoor: 80°F DB / 67°F WB
Outdoor: 95°F DB / 75°F WB

Heating Nominal Test Conditions:

Indoor: 70°F DB / 60°F WB
Outdoor: 47°F DB / 43°F WB

Electrical:

Power Supply (V/Hz/Ø) ^{1,2}	208-230/60/1
Rated Amps (A)	0.4

Piping:

Installed Liquid Pipe (in., O.D.)	ø1/4
Installed Vapor Pipe (in., O.D.)	ø3/8
Liquid Connection (in., O.D.)	ø1/4
Vapor Connection (in., O.D.)	ø3/8
Drain (in., O.D. / I.D.)	1-1/4 / 1
Temperature Sensor	Thermistor

Controls Features:

- Inverter (variable speed fan)
- Long-life washable prefilter
- Hot start
- Self diagnosis
- Soft dry operation
- Auto operation
- Auto restart
- Sleep mode
- Timer (on/off/weekly)
- Drain pump
- ESP control
- R32 leak detection sensor

Optional Accessories:

- Single-Port Shutoff Valve - PRHPZ010A
- Auxiliary Heater Kit - PRARH1

Controller Options:

- MultiSITE™ CRC* Controllers
- Simple Remote Controllers
- Standard III Remote Controllers
- Deluxe Remote Controller
- Remote Temperature Button Sensor
- Dry Contacts
- Wi-Fi Module - PWFMD200

Entering Mixed Air:

Cooling (°F WB)	57 ~ 77
Heating (°F DB)	59 ~ 81

Unit Data:

Refrigerant Type	R32
Refrigerant Control	EEV
Sound Pressure (H/M/L) dB(A) ³	30 / 26 / 23
Primary Filter	Washable Pre-filter
Net Weight (lbs.)	35.1
Shipping Weight (lbs.)	43.4

Fan:

Type	Sirocco
Quantity	1
Motor/Drive	Brushless Digitally Controlled/Direct
Air Flow H/M/L (CFM)	318 / 247 / 194
External Static Pressure ^{4,5} (in wg)	0.10
Minimum External Static Pressure	0.00
Maximum External Static Pressure	0.20
Dehumidification (pts./hr.)	1.37

Notes:

1. Acceptable operating voltage: 187V-253V.
2. The power wiring and the communication wiring from the outdoor unit to the indoor unit, or from the branch distribution unit to the indoor unit is field supplied and must be stranded, shielded or unshielded (if shielded, it must be grounded to the chassis of the outdoor unit only). All wiring must comply with applicable local and national codes.
 - a. Power wiring and communication wiring from outdoor unit to indoor unit (No. x AWG) 3 x 14 / 2 x 18.
 - b. Power wiring and communication wiring from branch distribution unit to indoor unit (No. x AWG) 3 x 14 / 2 x 18.
3. Sound Pressure levels are tested in an anechoic chamber under ISO Standard 3745.
4. Adjust fan speed to correct for static pressure increases when using field-supplied air filter.
5. At factory fan speed setting.
6. See Engineering Manual for sensible and latent capacities.
7. The indoor unit comes with a dry helium charge.
8. Corresponding refrigerant piping length is in accordance with standard length of each outdoor unit and the level difference is 0 ft. All capacities are net with a combination ratio between 95 - 105%.
9. Must follow installation instructions in the applicable LG installation manual.



Job Name/Location: _____

Tag #: _____

Date: _____

For:	File	Resubmit
	Approval	Other_____

PO No.: _____

Architect: _____ GC: _____

Engr: _____ Mech: _____

Rep: _____

(Company)

(Project Manager)



KNMKB121A
Multi F R32 Low Static Ducted Indoor Unit
12,000 Btu/h

Performance:

Nominal Cooling Capacity (Btu/h)	12,000
Nominal Heating Capacity (Btu/h)	13,800

Cooling Nominal Test Conditions:

Indoor: 80°F DB / 67°F WB
Outdoor: 95°F DB / 75°F WB

Heating Nominal Test Conditions:

Indoor: 70°F DB / 60°F WB
Outdoor: 47°F DB / 43°F WB

Electrical:

Power Supply (V/Hz/Ø) ^{1,2}	208-230/60/1
Rated Amps (A)	0.8

Piping:

Installed Liquid Pipe (in., O.D.)	ø1/4
Installed Vapor Pipe (in., O.D.)	ø3/8
Liquid Connection (in., O.D.)	ø1/4
Vapor Connection (in., O.D.)	ø3/8
Drain (in., O.D. / I.D.)	1-1/4 / 1
Temperature Sensor	Thermistor

Controls Features:

- Inverter (variable speed fan)
- Long-life washable prefilter
- Hot start
- Self diagnosis
- Soft dry operation
- Auto operation
- Auto restart
- Sleep mode
- Timer (on/off/weekly)
- Drain pump
- ESP control
- R32 leak detection sensor

Optional Accessories:

- Single-Port Shutoff Valve - PRHPZ010A
- Auxiliary Heater Kit - PRARH1

Controller Options:

- MultiSITE™ CRC* Controllers
- Simple Remote Controllers
- Standard III Remote Controllers
- Deluxe Remote Controller
- Remote Temperature Button Sensor
- Dry Contacts
- Wi-Fi Module - PWFMD200

Entering Mixed Air:

Cooling (°F WB)	57 ~ 77
Heating (°F DB)	59 ~ 81

Unit Data:

Refrigerant Type	R32
Refrigerant Control	EEV
Sound Pressure (H/M/L) dB(A) ³	31 / 28 / 27
Primary Filter	Washable Pre-filter
Net Weight (lbs.)	45.4
Shipping Weight (lbs.)	55.2

Fan:

Type	Sirocco
Quantity	2
Motor/Drive	Brushless Digitally Controlled/Direct
Air Flow H/M/L (CFM)	353 / 300 / 247
External Static Pressure ^{4,5} (in wg)	0.10
Minimum External Static Pressure	0.00
Maximum External Static Pressure	0.20
Dehumidification (pts./hr.)	1.86

Notes:

1. Acceptable operating voltage: 187V-253V.
2. The power wiring and the communication wiring from the outdoor unit to the indoor unit, or from the branch distribution unit to the indoor unit is field supplied and must be stranded, shielded or unshielded (if shielded, it must be grounded to the chassis of the outdoor unit only). All wiring must comply with applicable local and national codes.
 - a. Power wiring and communication wiring from outdoor unit to indoor unit (No. x AWG) 3 x 14 / 2 x 18.
 - b. Power wiring and communication wiring from branch distribution unit to indoor unit (No. x AWG) 3 x 14 / 2 x 18.
3. Sound Pressure levels are tested in an anechoic chamber under ISO Standard 3745.
4. Adjust fan speed to correct for static pressure increases when using field-supplied air filter.
5. At factory fan speed setting.
6. See Engineering Manual for sensible and latent capacities.
7. The indoor unit comes with a dry helium charge.
8. Corresponding refrigerant piping length is in accordance with standard length of each outdoor unit and the level difference is 0 ft. All capacities are net with a combination ratio between 95 - 105%.
9. Must follow installation instructions in the applicable LG installation manual.



Job Name/Location: _____

KNMKB121A
Multi F R32 Low Static Ducted Indoor Unit
 12,000 Btu/h



Tag No.: _____

Date: _____

PO No.: _____

(unit: inch)

Model Number	A	B	C	D
KNMKB091A	30-15/32	27-9/16	28-27/32	25-31/32
KNMKB121A	38-11/32	35-7/16	36-23/32	33-27/32
KNMKB181A				

(unit: inch)

Number	Name	Description
1	Liquid pipe connection	
2	Gas pipe connection	
3	Drain pipe connection	
4	Power supply connection	
5	Air discharge	
6	Air suction	

