

Job Name/Location:

Tag No:

Date:

For:	File	Resubmit
	Approval	Other

PO No.:

Architect: GC:

Engr: Mech:

Rep: (Company) (Project Manager)

LMU601HV
Multi F MAX Outdoor Unit
5.0 Ton Heat Pump



Performance:

Cooling Capacity (Min.-Rated-Max., Btu/h)	10,800-60,000-65,000
Heating Capacity (Min.-Rated-Max., Btu/h)	12,420-64,000-68,000
Max. Heating Capacity at 17°F (Btu/h)	57,590
Max. Heating Capacity at 5°F (Btu/h)	52,840
Max. Heating Capacity at -4°F (Btu/h)	46,220
Cooling COP @95°F (Rated)	3.31
Heating COP @47°F (Rated)	3.45

Cooling Nominal Test Conditions:
 Indoor: 80°F DB / 67°F WB
 Outdoor: 95°F DB / 75°F WB

Heating Nominal Test Conditions:
 Indoor: 70°F DB / 60°F WB
 Outdoor: 47°F DB / 43°F WB

Electrical:

Power Supply (V/Hz/Ø) ¹	208-230V, 60, 1
MOP (A)	40
MCA (A)	32.7
Cooling Rated Amps (A)	30.4
Heating Rated Amps (A)	30.4
Compressor (A)	22.0
Fan Motor (A)	1.6 x 2
Locked Rotor Amps (A)	22

MOP - Maximum Overcurrent Protection

MCA - Minimum Circuit Ampacity

Piping:

Refrigerant Charge (lbs.)	11.46
Liquid Line Connection (in., O.D.)	Ø3/8 x 1
Vapor Line Connection (in., O.D.)	Ø3/4 x 1
Maximum Total Piping ² (ft.)	475.7
Min. / Max. ODU to IDU Piping ³ (ft.)	32.8 / 229.6
Piping Length ⁴ (no add'l refrigerant, ft.)	180.4
Maximum Elevation between ODU and IDU (ft.)	98.4
Maximum Elevation between IDU and IDU (ft.)	49.2

ODU = Outdoor Unit

IDU = Indoor Unit

Features:

- R1 Scroll (Variable Speed) Compressor
- Auto operation
- Auto restart
- Self diagnosis
- Defrost / Deicing
- Low ambient cooling down to 14°F
- Soft start
- Restart delay (three [3] minutes)

Optional Accessories:

- PI-485 - PMNFP14A1
- AC Smart 5 - PACS5A000
- ACP 5 - PACP5A000
- MultiSITE™ Comm. Mgr. - PBACNBTR0A
- Power Distribution Indicator (PDI) Premium - PQNUD1S41
- Mobile LGMV - PLGMVW100
- Low Ambient Wind Baffle (Cooling Operation Down to -4°F) - ZLABGP04A x2
- Drain Pan Heater - PQSH1200

Required⁵ Accessories:

- 2 Port BD Unit - PMBD3620
- 3 Port BD Unit - PMBD3630
- 4 Port BD Unit - PMBD3640
- 4 Port BD Unit - PMBD3641

Operating Range:

Cooling (°F DB) ¹⁵	14 to 118
Heating (°F WB)	-4 to +64

Unit Data:

Refrigerant Type	R410A
Refrigerant Control	EEV
Sound Pressure (Cool / Heat) ±1 dB(A) ⁶	56 / 58
Net / Shipping Weight (lbs.)	218 / 243
Heat Exchanger Coating	Gold Fin™
Minimum No. of Indoor Units	2
Maximum No. of Indoor Units	8

Compressor:

Type	R1 Scroll
Quantity	1
Oil / Type	FVC68D

Fan:

Type	Propeller
Quantity	2
Motor / Drive	Brushless Digitally Controlled/Direct
Max. Airflow Rate (CFM)	2,119 x 2

Notes:

1. Acceptable operating voltage: 187V - 253V.
2. Piping lengths are equivalent.
3. 180.4 ft. of Main Piping + 49.2 ft. of Branch Piping.
4. 49.2 ft. of Main Piping + 131.2 of Branch Piping.
5. At least one branch distribution (BD) unit is required for system operation; a maximum of two can be installed per ODU with the use of a Y-branch accessory (PMBL5620).
6. Sound pressure levels are tested in an anechoic chamber under ISO Standard 3745.
7. All power / communication cable to be minimum 14 AWG from the ODU to the BD unit, and 14 AWG from the BD unit to the IDU.
8. All power / communication cable to be 4-conductor, stranded, shielded or unshielded, and must comply with applicable local and national codes. If shielded, the wire must be grounded to the chassis at the ODU only.
9. Power wiring size must comply with the applicable local and national codes.
10. See the Engineering Manual Capacity Tables for ODU sensible and latent capacities.
11. See the Engineering Manual Combination Tables for allocation of ODU rated capacity to each connected IDU when all are calling for full capacity. Allocation percentages should be applied to ODU capacity at design conditions.
12. This data is rated 0 ft. above sea level, with 115 ft. of refrigerant line, and 0 ft. level difference between ODU and IDUs. All capacities are net with a combination ratio between 95 - 105%.
13. Must follow installation instructions in the applicable LG installation manual.
14. See the Engineering Manual Capacity Tables for ODU capacity at design conditions.
15. Installation of an optional Low Ambient Wind Baffle Kit will allow operation down to -4°F in cooling mode.



For a complete list of available accessories, contact your LG representative.

For continual product development, LG reserves the right to change specifications without notice.

© LG Electronics U.S.A., Inc., Englewood Cliffs, NJ. All rights reserved. "LG Life's Good" is a registered trademark of LG Corp. /www.lghvac.com

SB_MultiF_MAX_LMU601HV_2021_09_08_125816

Job Name/Location: _____

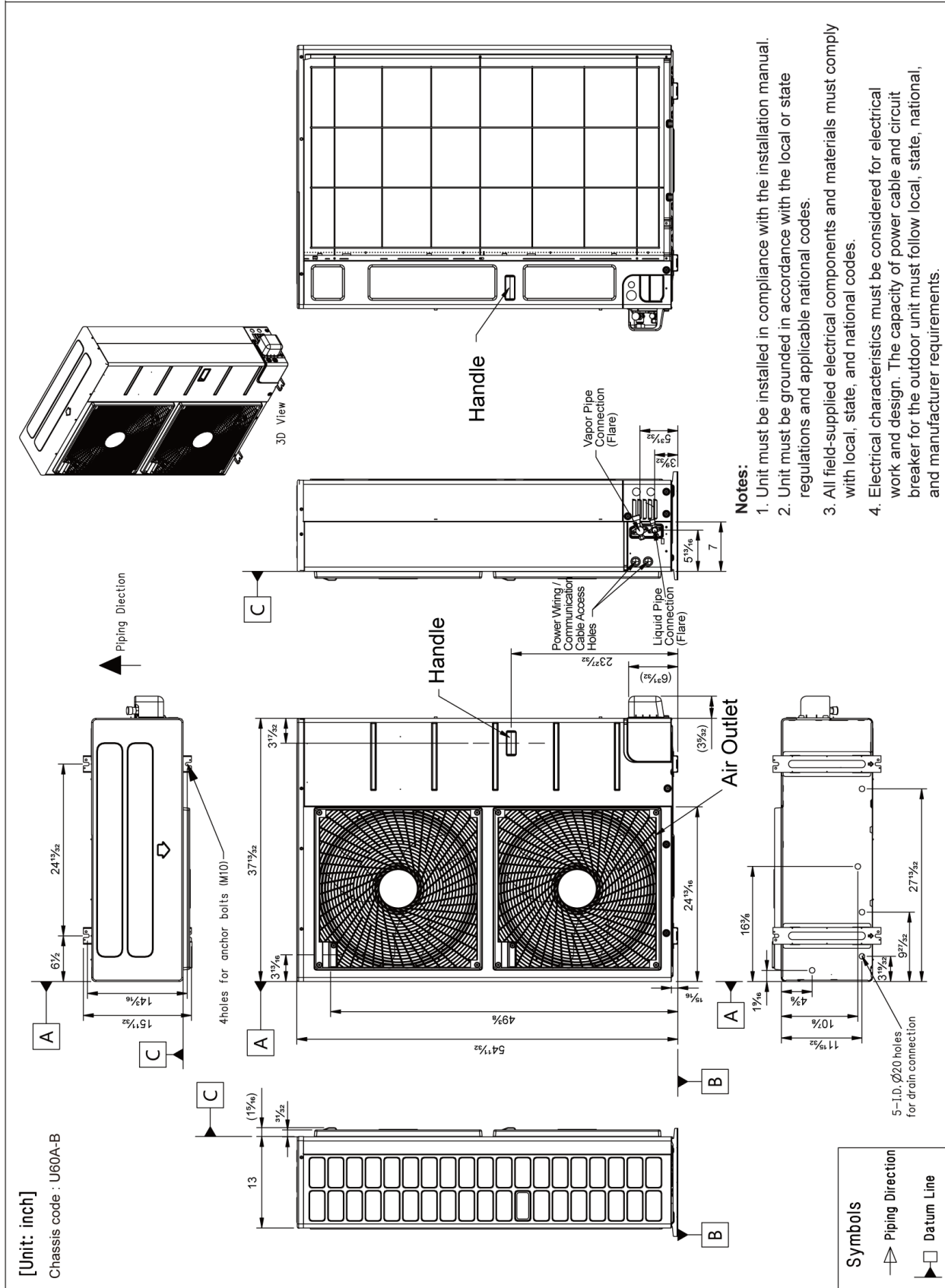
LMU601HV
Multi F MAX Outdoor Unit
5.0 Ton Heat Pump



Tag No.: _____

Date: _____

PO No.: _____



Job Name/Location: _____

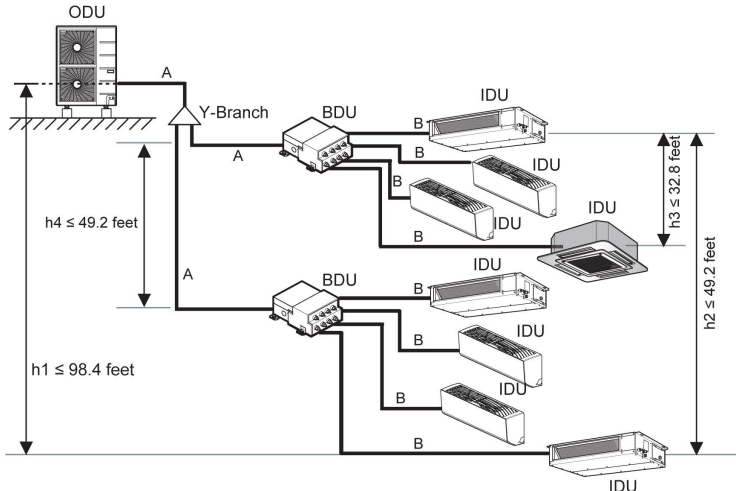
LMU601HV
Multi F MAX Outdoor Unit
5.0 Ton Heat Pump



Tag No.: _____

Date: _____

PO No.: _____

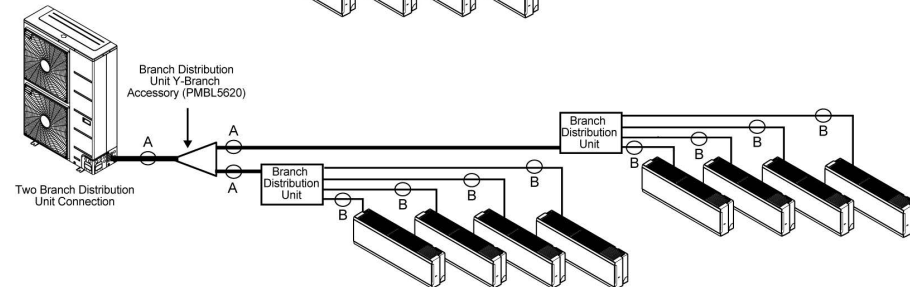
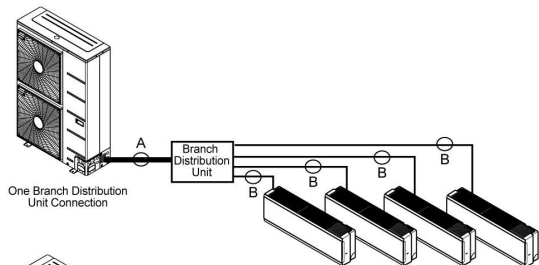


Example: outdoor unit with eight (8) indoor units and two (2) branch distribution units connected.
 ODU: Outdoor Unit.
 IDU: Indoor Unit.
 BDU: Branch Distribution Unit(s).
 A: Main Pipe.
 B: Branch Pipe (Branch Distribution Unit[s] to Indoor Unit[s]).

Multi F MAX Outdoor Unit Refrigerant Piping System Limitations.

Pipe Length (ELF = Equivalent Length of pipe in Feet)	Total piping length ($\Sigma A + \Sigma B$)	≤475.7 feet	
	Main pipe (Outdoor Unit to Branch Distribution Units: A)	Minimum for Each (A) Piping Segment	16.4 feet
		Maximum (ΣA)	≤180.4 feet
	Total branch piping length (ΣB)	≤295.3 feet	
Elevation Differential (All Elevation Limitations are Measured in Actual Feet)	Branch pipe (Branch Distribution Units to Indoor Units: B)	Minimum	16.4 feet
		Maximum	≤49.2 feet
	If outdoor unit is above or below indoor unit (h1)		≤98.4 feet
	Between the farthest two indoor units (h2)		≤49.2 feet
Between branch distribution unit and farthest connected indoor unit(s) (h3)		≤32.8 feet	
Between branch distribution units (h4)		≤49.2 feet	

Installing the Unit



Multi F MAX Piping Sizes.

Piping	Main Pipe A (inch)	Branch Pipe B
Liquid	Ø3/8	Depends on the size of the indoor unit piping.
Vapor	Ø3/4	

Date:	For: <input type="checkbox"/> File <input type="checkbox"/> Resubmit
PO No.:	<input type="checkbox"/> Approval <input type="checkbox"/> Other _____
Architect:	GC:
Engr:	Mech:
Rep:	
(Company)	(Project Manager)



PMBD3640
4-Port Branch Distribution Unit (BD Unit)



Performance:

Max Nominal Port Capacity Btu/h (each port)	24,000
Max Nominal Unit Capacity Btu/h (sum of ports)	73,000
Power Input (W)	32

Electrical:

Power Supply (V ¹ /Hz/∅)	208-230/60/1
Rated Amps (A)	0.16

Piping:

Piping Connection to Outdoor Unit:

Liquid Line (in, OD)	3/8
Vapor Line (in, OD)	3/4

Piping Connection to Indoor Unit:

Liquid Line (in, OD)	1/4 (Qty 4)
Vapor Line (in, OD)	3/8 (Qty 4)

Standard Features:

- Distributes refrigerant to indoor units
- Internal components are insulated
- Flare joints provided for easy installation
- Compact design

Operating Range:

Operating Range (°F DB)	0-150
-------------------------	-------

Unit Data:

Net Weight (lbs)	16
Shipping Weight (lbs)	18

Notes:

1. Acceptable operating voltage: 187V-253V.
2. All power/communication cable to be minimum 16 AWG from the outdoor unit to the BD unit and 18 AWG from the BD unit to the indoor unit.
3. All power/communication cable to be 4-conductor, stranded, shielded and must comply with applicable local and national code.
4. Piping lengths:
 - Maximum height difference between BD unit and indoor units - 32.8 ft
 - Maximum height difference between BD unit and BD unit - 49.2 ft.
 - Maximum piping length between BD unit and indoor units - 49.2 ft
5. The BD unit should be installed inside of a building.
6. Must follow installation instructions in the applicable LG installation manual.
7. Power wiring cable size must comply with the applicable local and national code.

PMBD3640

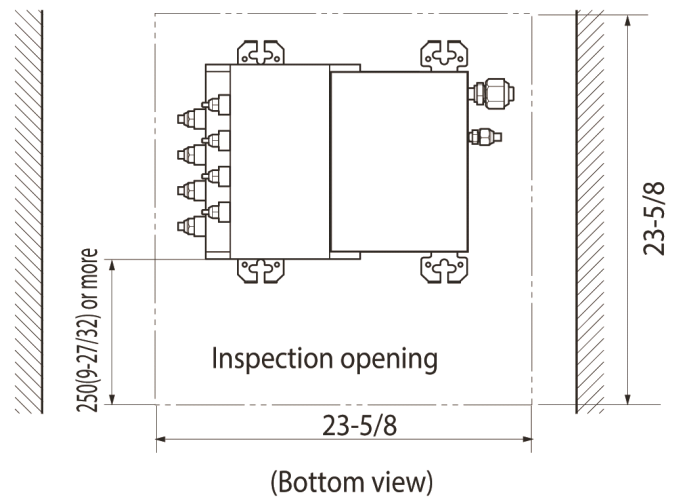
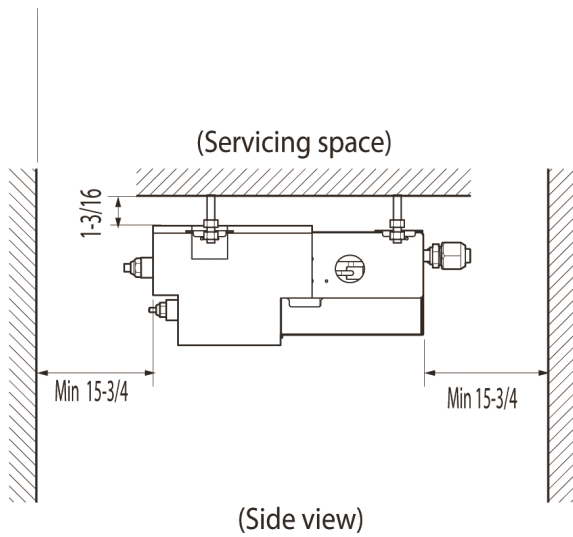
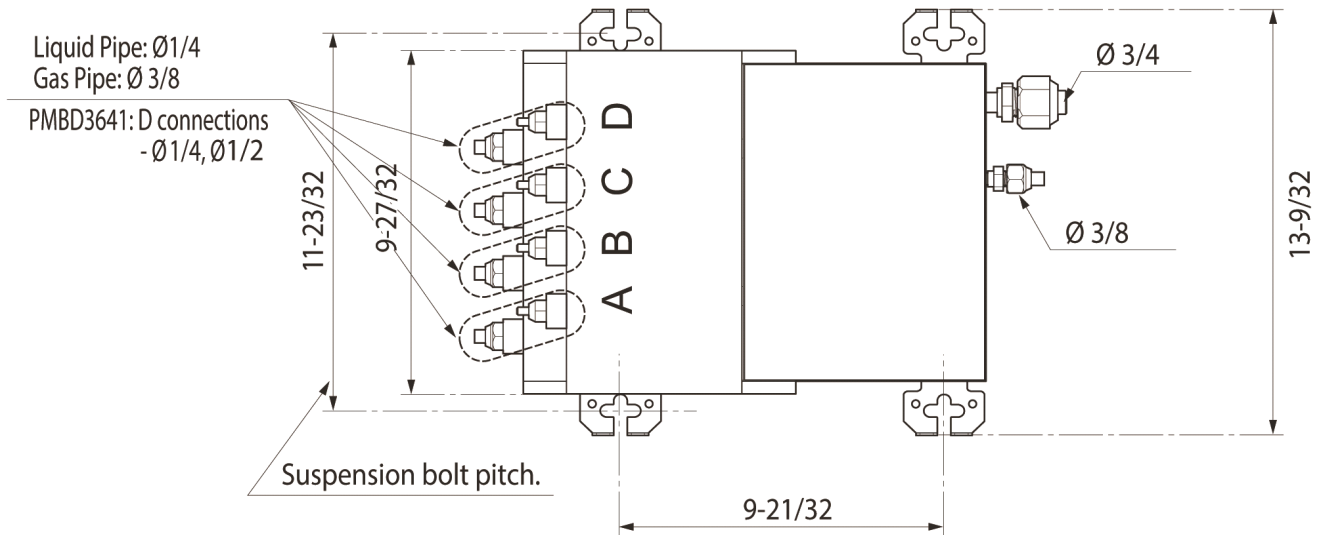
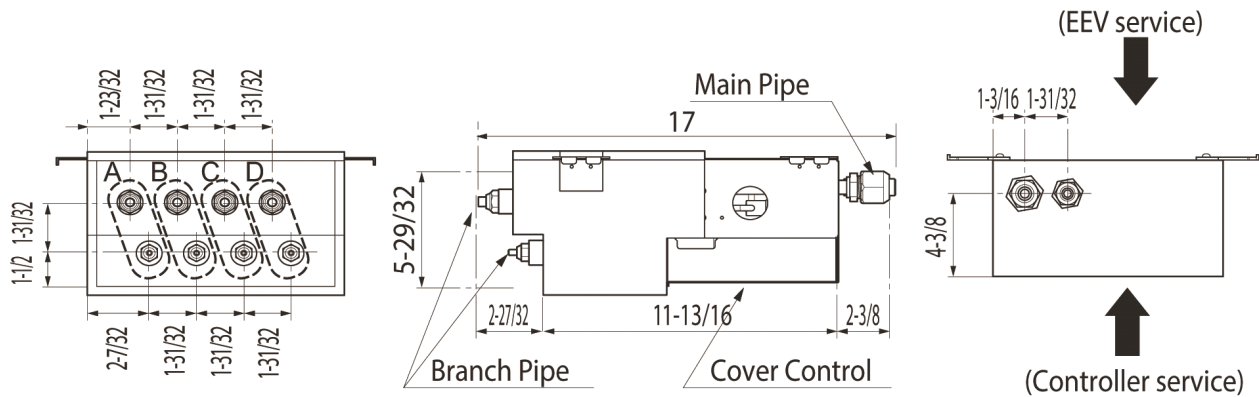
4-Port Branch Distribution Unit (BD Unit)



Tag #:

Date:

PO No.:



Notes

1. For PMBD3620 unit, ports A and B are available.
2. For PMBD3630 unit, ports A, B and C are available.
3. For PMBD3640 and PMBD3641 units, ports A, B, C and D are available.

Job Name/Location:

Tag No.:

Date:

For:	File	Resubmit
	Approval	Other_____

PO No.:

Architect: GC:

Engr: Mech:

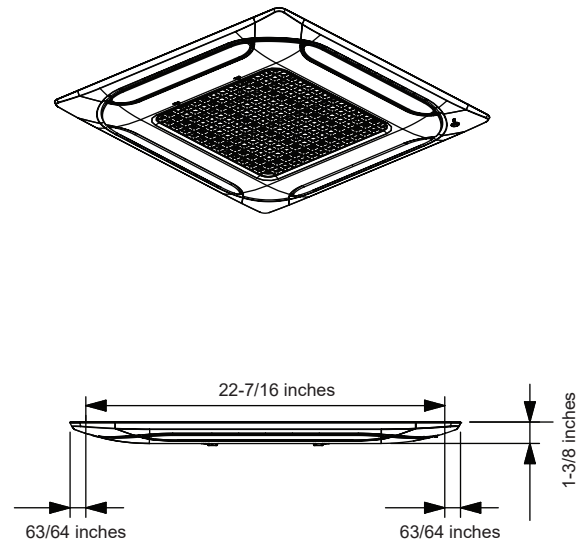
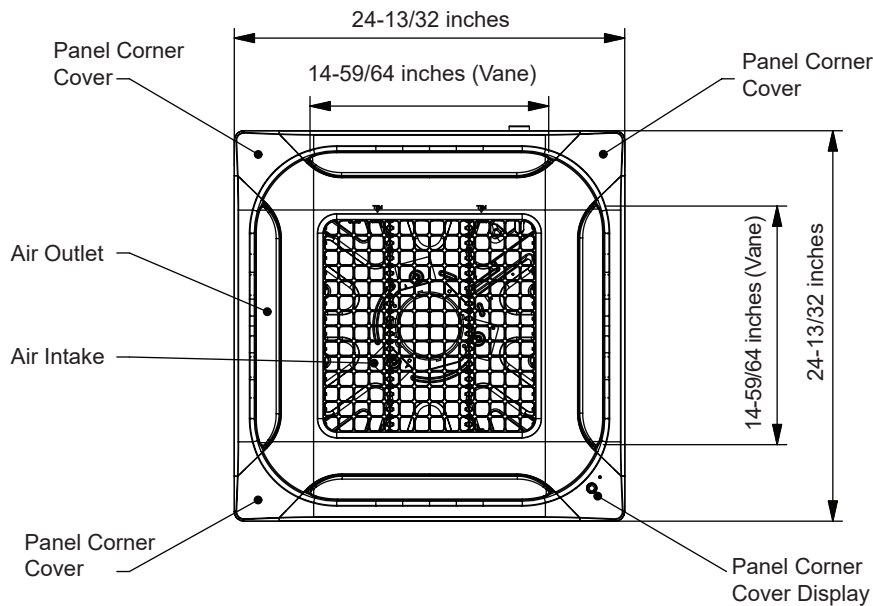
Rep: (Company) (Project Manager)

PT-QAGW0
 2' x 2' Cassette Panel
 For Multi V™/Single-Zone /Multi F 4-Way Ceiling-Cassette Indoor Units



Unit Data:

Color	White
RAL Color Code	RAL 9003
RGB Color Code	236 - 236 - 231
Material	ABS XG571
Net Dimensions (W x H x D, in.)	24-13/32 x 1-3/8 x 24-13/32
Shipping Dimensions (W x H x D, in.)	27-3/32 x 5 x 26-1/2
Net Weight (lbs.)	6.3
Shipping Weight (lbs.)	8.6
Display LED Color	Green
Filter	Washable



Job Name/Location:

Tag #:

Date:

For:	File	Resubmit
	Approval	Other_____

PO No.:

Architect: _____ GC: _____

Engr: _____ Mech: _____

Rep: _____

(Company)

(Project Manager)



LCN188HV4

Multi F Ceiling Cassette Indoor Unit
18,000 Btu/h



Performance:

Nominal Cooling Capacity (Btu/h)	18,000
Nominal Heating Capacity (Btu/h)	20,800

Cooling Nominal Test Conditions:

Indoor: 80°F DB / 67°F WB
Outdoor: 95°F DB / 75°F WB

Heating Nominal Test Conditions:

Indoor: 70°F DB / 60°F WB
Outdoor: 47°F DB / 43°F WB

Electrical:

Power Supply (V/Hz/Ø)	208-230/60/1
Rated Amps (A)	0.25

Piping:

Installed Liquid Pipe (in., O.D.)	Ø1/4
Installed Vapor Pipe (in., O.D.)	Ø1/2
Liquid Connection (in., O.D.)	Ø1/4
Vapor Connection (in., O.D.)	Ø1/2
Drain (in., O.D. / I.D.)	1-1/4, 1
Temperature Sensor	Thermistor

Controls Features:

- Two thermistor control
- 24-Hour on / off timer
- Auto operation
- Auto restart
- Chaos swing
- Control lock function
- Drain pump
- Group control
- Inverter (variable speed fan)
- Jet cool
- Compatible with accessory Wi-Fi module
- Compatible with applicable Single Zone Outdoor Units (see single zone literature for matching system details)

Included Accessories:

- Wireless Remote Controller — AKB73757604

Required Accessories:

- Grille Kit (27-9/16" x 27-9/16") - PT-UQC, or
- Grille Kit (24-7/16" x 24-7/16") - PT-QCHW0

Optional Accessories:

- MultiSITE™ CRC1 Controller - PREMTBVC0
- MultiSITE™ CRC1+ Controller - PREMTBVC1
- Simple Remote Controller - PREMTCC00U
- Premium Remote Controller - PREMTA000
- Remote Temperature Button Sensor - ZRTBS01
- Simple Dry Contact (1 contact, 24 VAC external power) - PDRYCB100
- Dry Contact for Third Party Thermostat - PDRYCB300
- Dry Contact for Economizer - PDRYCB400
- Auxiliary Heater Kit - PRARH1
- Wi-Fi Module - PWFMD200

Entering Mixed Air:

Cooling (°F DB)	57 ~ 77
Heating (°F WB)	59 ~ 81

Unit Data:

Refrigerant Type	R410A
Refrigerant Control	EEV
Sound Pressure (H/M/L) dB(A) ²	41 / 39 / 36
Primary Filter ³	Washable Pre-filter
Net Weight (lbs.)	32
Shipping Weight (lbs.)	39
Grille Net Weight (lbs.)	7
Grille Shipping Weight (lbs.)	9

Fan:

Type	Turbo
Quantity	1
Motor/Drive	Brushless Digitally Controlled/Direct
Air Flow H/M/L (CFM)	459 / 424 / 388

Notes:

1. Acceptable operating voltage: 187V-253V.
2. Sound Pressure levels are tested in an anechoic chamber under ISO Standard 3745.
3. Removable Washable Filter size: 14" x 14" x 1".
4. See Engineering Manual for sensible and latent capacities.
5. All communication / connection (power) cable from the outdoor unit to the indoor unit is field supplied and must be a minimum of four-conductor, 18 AWG, stranded, shielded or unshielded (if shielded, it must be grounded to the chassis of the outdoor unit only), and must comply with applicable local and national codes.
6. Power wiring cable size must comply with the applicable local and national code.
7. The indoor unit comes with a dry helium charge.
8. Corresponding refrigerant piping length is in accordance with standard length of each outdoor unit and the level difference is 0 ft. All capacities are net with a combination ratio between 95 - 105%.
9. Must follow installation instructions in the applicable LG installation manual.
10. Multi compatible 18k IDUs include socket adapters for refrigerant pipe connections with single zone sv



*BACnet® is a registered trademark of ASHRAE. LonWorks® is a registered trademark of Echelon Corporation.

For a complete list of available accessories, contact your LG representative.

For continual product development, LG reserves the right to change specifications without notice.

© LG Electronics U.S.A., Inc., Englewood Cliffs, NJ. All rights reserved. "LG Life's Good" is a registered trademark of LG Corp. /www.lghvac.com

LCN188HV4

Multi F Ceiling Cassette Indoor Unit

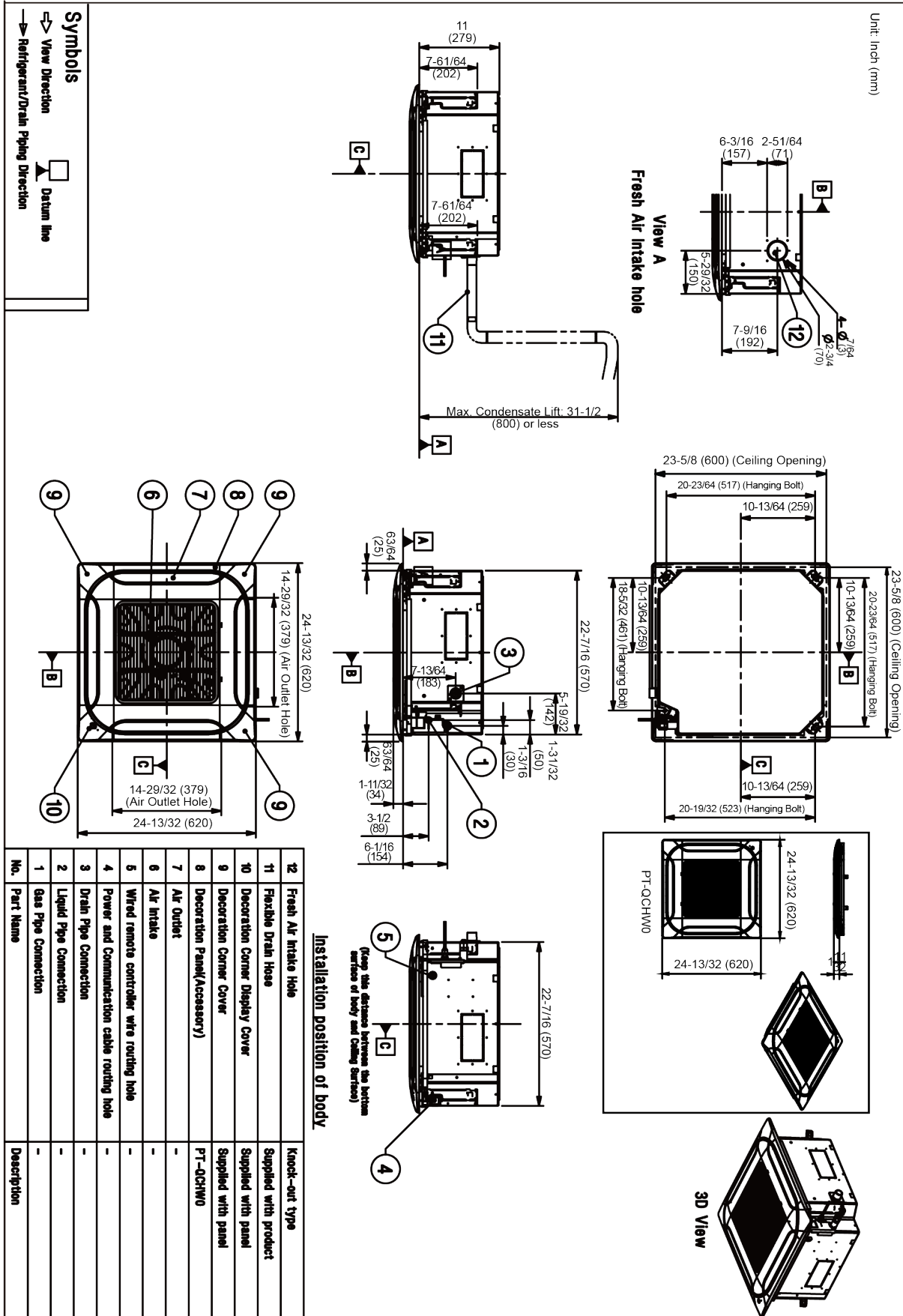
18,000 Btu/h



Tag No.: _____

Date: _____

PO No.: _____



Job Name/Location:

Tag #:

Date:

For:	File	Resubmit
	Approval	Other_____

PO No.:



Architect: GC:

Engr: Mech:

Rep:

(Company)

(Project Manager)

LMCN078HV

Multi F Ceiling Cassette Indoor Unit
7,000 Btu/h



Performance:

Nominal Cooling Capacity (Btu/h)	7,000
Nominal Heating Capacity (Btu/h)	8,100

Cooling Nominal Test Conditions:

Indoor: 80°F DB / 67°F WB
Outdoor: 95°F DB / 75°F WB

Heating Nominal Test Conditions:

Indoor: 70°F DB / 60°F WB
Outdoor: 47°F DB / 43°F WB

Electrical:

Power Supply (V/Hz/Ø)	208-230/60/1
Rated Amps (A)	0.25

Piping:

Installed Liquid Pipe (in., O.D.)	Ø1/4
Installed Vapor Pipe (in., O.D.)	Ø3/8
Liquid Connection (in., O.D.)	Ø1/4
Vapor Connection (in., O.D.)	Ø3/8
Drain (in., O.D. / I.D.)	1-1/4, 1
Temperature Sensor	Thermistor

Controls Features:

- Two thermistor control
- 24-Hour on / off timer
- Auto operation
- Auto restart
- Chaos swing
- Control lock function
- Drain pump
- Group control
- Inverter (variable speed fan)
- Jet cool
- Compatible with accessory Wi-Fi module

Included Accessories:

- Wireless Remote Controller — AKB73757604

Required Accessories:

- Grille Kit (27-9/16" x 27-9/16") - PT-UQC, or
- Grille Kit (24-7/16" x 24-7/16") - PT-QCHW0

Optional Accessories:

- MultiSITE™ CRC1 Controller - PREMTBVC0
- MultiSITE™ CRC1+ Controller - PREMTBVC1
- Simple Remote Controller - PREMTC00U
- Premium Remote Controller - PREMTA000
- Remote Temperature Button Sensor - ZRTBS01
- Simple Dry Contact (1 contact, 24 VAC external power) - PDRYCB100
- Dry Contact for Third Party Thermostat - PDRYCB300
- Dry Contact for Economizer - PDRYCB400
- Auxiliary Heater Kit - PRARH1
- Wi-Fi Module - PWFMD200

Entering Mixed Air:

Cooling (°F WB)	57 ~ 77
Heating (°F DB)	59 ~ 81

Unit Data:

Refrigerant Type	R410A
Refrigerant Control	EEV
Sound Pressure (H/M/L) dB(A) ²	31 / 27 / 24
Primary Filter ³	Washable Pre-filter
Net Weight (lbs.)	26
Shipping Weight (lbs.)	31
Grille Net Weight (lbs.)	7
Grille Shipping Weight (lbs.)	9

Fan:

Type	Turbo
Quantity	1
Motor/Drive	Brushless Digitally Controlled/Direct
Air Flow H/M/L (CFM)	265 / 212 / 177

Notes:

1. Acceptable operating voltage: 187V-253V.
2. Sound Pressure levels are tested in an anechoic chamber under ISO Standard 3745.
3. Removable Washable Filter size: 14" x 14" x 1".
4. See Engineering Manual for sensible and latent capacities.
5. All communication / connection (power) cable from the outdoor unit to the indoor unit is field supplied and must be a minimum of four-conductor, 18 AWG, stranded, shielded or unshielded (if shielded, it must be grounded to the chassis of the outdoor unit only), and must comply with applicable local and national codes.
6. Power wiring cable size must comply with the applicable local and national code.
7. The indoor unit comes with a dry helium charge.
8. Corresponding refrigerant piping length is in accordance with standard length of each outdoor unit and the level difference is 0 ft. All capacities are net with a combination ratio between 95 - 105%.
9. Must follow installation instructions in the applicable LG installation manual.



*BACnet® is a registered trademark of ASHRAE. LonWorks® is a registered trademark of Echelon Corporation.

For a complete list of available accessories, contact your LG representative.

For continual product development, LG reserves the right to change specifications without notice.

© LG Electronics U.S.A., Inc., Englewood Cliffs, NJ. All rights reserved. "LG Life's Good" is a registered trademark of LG Corp. /www.lghvac.com

LMCN078HV

Multi F Ceiling Cassette Indoor Unit

7,000 Btu/h



Tag No.: _____

Date: _____

PO No.: _____

