

Job Name/Location:**Tag No:****Date:**

For:	File	Resubmit
	Approval	Other

PO No.:**Architect:****GC:****Engr:****Mech:****Rep:**

(Company)

(Project Manager)

LMU303HV**Multi F Inverter Heat Pump Outdoor Unit****Performance:**

Cooling Capacity (Min.-Rated-Max., Btu/h)	8,400-30,000-36,000
Heating Capacity (Min.-Rated-Max., Btu/h)	10,080-32,000-38,400
Max. Heating Capacity at 5°F (Btu/h)	24,000
Max. Heating Capacity at 0°F (Btu/h)	22,000
Max. Heating Capacity at -4°F (Btu/h)	20,400
EER2	13.0
SEER2	22.0
COP	4.0
HSPF2	9.2

Cooling Nominal Test Conditions:

Indoor: 80°F DB / 67°F WB

Outdoor: 95°F DB / 75°F WB

Heating Nominal Test Conditions:

Indoor: 70°F DB / 60°F WB

Outdoor: 47°F DB / 43°F WB

Operating Range:

Cooling (°F DB)	14 to 118
Heating (°F WB)	-4 to +64

Unit Data:

Refrigerant Type	R410A
Refrigerant Control	EEV
Sound Pressure (Cool / Heat) ±1 dB(A) ³	51 / 54
Net / Shipping Weight (lbs.)	138.9 / 154.3
Heat Exchanger Coating	Gold Fin™
Minimum No. of Indoor Units	2
Maximum No. of Indoor Units	4

Electrical:

Power Supply (V/Hz/Ø) ¹	208-230V, 60, 1
MOP (A)	25
MCA (A)	18.4
Recommended Fuse Size (A)	25
Cooling Rated Amps (A)	15.03
Heating Rated Amps (A)	15.03
Compressor (A)	13.5
Fan Motor (A)	0.73
Locked Rotor Amps (A)	19.0

MOP - Maximum Overcurrent Protection

MCA - Minimum Circuit Ampacity

Compressor:

Type	Twin Rotary
Quantity	1
Oil / Type	FVC68D

Fan:

Type	Propeller
Quantity	1
Motor / Drive	Brushless Digitally Controlled/Direct
Max. Airflow Rate (CFM)	2.119

Piping:

Refrigerant Charge (lbs.)	6.17
Liquid Line Connection (in., O.D.)	1/4 x 4
Vapor Line Connection (in., O.D.)	3/8 x 4
Maximum Total Piping ² (ft.)	246.1
Min. / Max. ODU to IDU Piping (ft.)	9.8 / 82.0
Piping Length (no add'l refrigerant, ft.)	98.4
Maximum Elevation between ODU and IDU (ft.)	49.2
Maximum Elevation between IDU and IDU (ft.)	24.6

ODU = Outdoor Unit

IDU = Indoor Unit

Features:

- Auto operation
- Auto restart
- Inverter (variable speed compressor)
- Defrost / Deicing
- Restart delay (three [3] minutes)
- Self diagnosis
- Soft start
- Low ambient cooling down to 14°F

Optional Accessories:

- ☐ PI-485 - PMNFP14A1
- ☐ MultiSITE Comm. Mgr. - PBACNBTR0A
- ☐ AC Smart 5 - PACS5A000
- ☐ ACP 5 - PACP5A000
- ☐ Power Distribution Indicator (PDI) Premium - PQNUD1S41
- ☐ Mobile LGMV - PLGMVW100
- ☐ Drain Pan Heater - PQSH1200
- ☐ Low Ambient Baffle Kit (Cooling operation to -4°F) - ZLABGP04A



162279



For a complete list of available accessories, contact your LG representative.

For continual product development, LG reserves the right to change specifications without notice.

© LG Electronics U.S.A., Inc., Englewood Cliffs, NJ. All rights reserved. "LG Life's Good" is a registered trademark of LG Corp. /www.lghvac.com

SB_MultiF_LMU303HV_2022_07_18_084716

Page 1 of 2

Job Name/Location: _____

LMU303HV

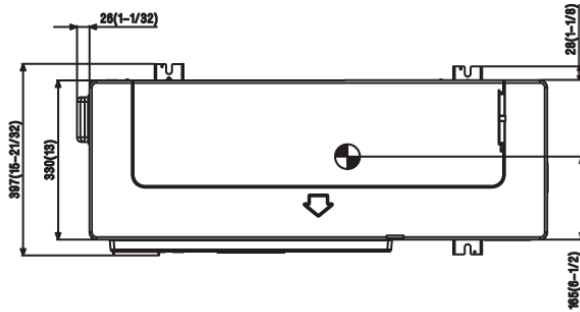
Multi F Inverter Heat Pump Outdoor Unit



Tag No.: _____

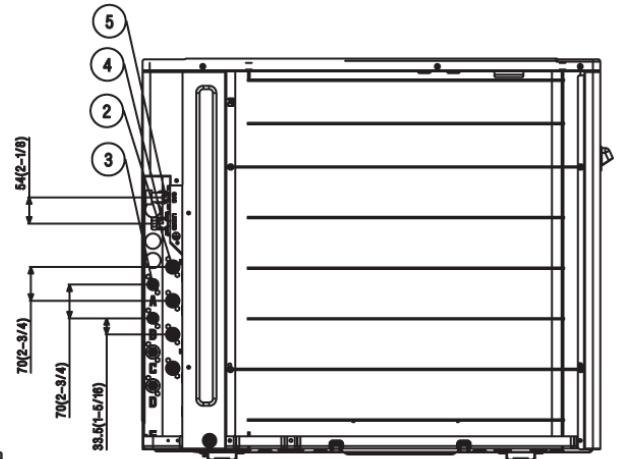
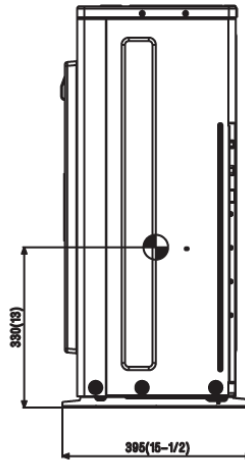
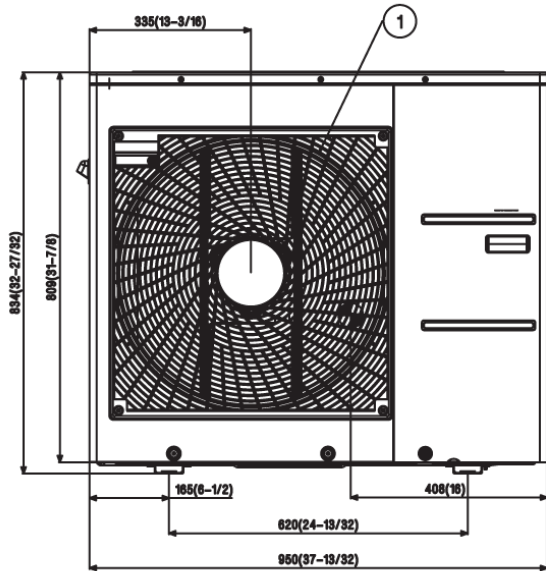
Date: _____

PO No.: _____



[Unit : mm(inch)]

● Gravity point



Notes:

1. Unit must be installed in compliance with the installation manual.
2. Unit must be grounded in accordance with the local or state regulations and applicable national codes.
3. All field-supplied electrical components and materials must comply with local, state, and national codes.
4. Electrical characteristics must be considered for electrical work and design. The capacity of power cable and circuit breaker for the outdoor unit must follow local, state, national, and manufacturer requirements.

No.	Part Name
1	Air discharge grille
2	Vapor pipe connection
3	Liquid pipe connection
4	Main service valve (Liquid)
5	Main service valve (Vapor)

Job Name/Location:

Tag #:

Date:

For: File Resubmit
Approval Other

PO No.:

Architect: GC:

Engr: Mech:

Rep:

(Company)

(Project Manager)

LDN127HV4

Multi F Ceiling-Concealed Low-Static Duct
12,000 Btu/h



Performance:

Nominal Cooling Capacity (Btu/h)	12,000
Nominal Heating Capacity (Btu/h)	13,800

Cooling Nominal Test Conditions:

Indoor: 80°F DB / 67°F WB
Outdoor: 95°F DB / 75°F WB

Heating Nominal Test Conditions:

Indoor: 70°F DB / 60°F WB
Outdoor: 47°F DB / 43°F WB

Electrical:

Power Supply (V/Hz/Ø)	208-230/60/1
Rated Amps (A)	0.80

Piping:

Installed Liquid Pipe (in., O.D.)	ø1/4
Installed Vapor Pipe (in., O.D.)	ø3/8
Liquid Connection (in., O.D.)	ø1/4
Vapor Connection (in., O.D.)	ø3/8
Drain (in., O.D. / I.D.)	1-1/4, 1
Temperature Sensor	Thermistor

Controls Features:

- Two thermistor control
- Auto operation
- Auto restart
- Control lock function
- Drain pump
- Group control
- Inverter (variable speed fan)
- Compatible with accessory Wi-Fi module¹²
- Compatible with applicable Single Zone Outdoor Units (see single zone literature for matching system details)

Optional Accessories:

- ☐ MultiSITE™ CRC1 Controller - PREMTBVC0
- ☐ MultiSITE™ CRC1+ Controller - PREMTBVC1
- ☐ Simple Remote Controller - PREMTC00U
- ☐ Premium Remote Controller - PREMTA000
- ☐ AC Smart Premium - PQCSW421E0A
- ☐ ACP Premium - PQCP22A1
- ☐ ACP Standard - PQCP22N1
- ☐ LonWorks Gateway - PQNFB16A1
- ☐ BACnet Gateway - PQNFB17C1
- ☐ Remote Temperature Button Sensor - ZRTBS01
- ☐ Simple Dry Contact (1 contact, 24 VAC external power) - PDRYCB100
- ☐ Dry Contact for Third Party Thermostat - PDRYCB300
- ☐ Dry Contact for Economizer - PDRYCB400
- ☐ Auxiliary Heater Kit - PRARH1
- ☐ Wi-Fi Module - PWFMD200

Entering Mixed Air:

Cooling (°F DB)	57 ~ 77
Heating (°F WB)	59 ~ 81

Unit Data:

Refrigerant Type	R410A
Refrigerant Control	EEV
Sound Pressure (H/M/L) dB(A) ²	31 / 28 / 27
Primary Filter	Washable Pre-filter
Net Weight (lbs.)	51
Shipping Weight (lbs.)	60

Fan:

Type	Turbo
Quantity	1
Motor/Drive	Brushless Digitally Controlled/Direct
Air Flow H/M/L (CFM)	353 / 300 / 247
External Static Pressure ^{3,4} (in wg)	0.10
Minimum External Static Pressure ⁵	0.00
Maximum External Static Pressure ⁶	0.20

Notes:

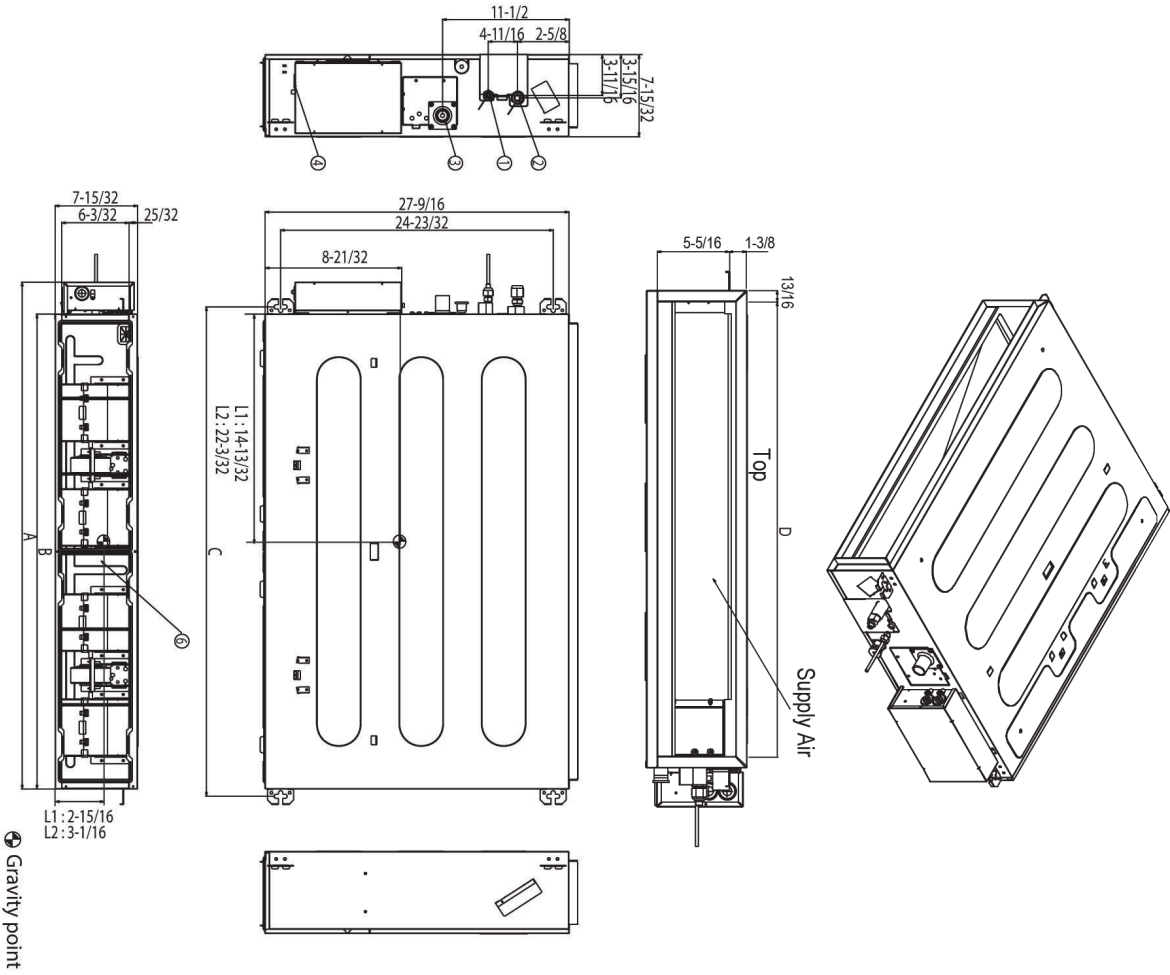
- Acceptable operating voltage: 187V-253V.
- Sound Pressure levels are tested in an anechoic chamber under ISO Standard 3745.
- Adjust fan speed to correct for static pressure increases when using field-supplied air filter.
- At factory fan speed setting.
- Air flow rate (CFM) at high speed.
- See Engineering Manual for sensible and latent capacities.
- All communication / connection (power) cable from the outdoor unit to the indoor unit is field supplied and must be a minimum of four-conductor, 18 AWG, stranded, shielded or unshielded (if shielded, it must be grounded to the chassis of the outdoor unit only), and must comply with applicable local and national codes.
- Power wiring cable size must comply with the applicable local and national code.
- The indoor unit comes with a dry helium charge.
- Corresponding refrigerant piping length is in accordance with standard length of each outdoor unit and the level difference is 0 ft. All capacities are net with a combination ratio between 95 - 105%.
- Must follow installation instructions in the applicable LG installation manual.
- 9/12MBH models manufactured June 2018 and after; LDN187HV4 upon launch.



LDN127HV4
Multi F Ceiling-Concealed Low-Static Duct
12,000 Btu/h



Tag No.: _____
Date: _____
PO No.: _____



Number	Name	Description
1	Liquid pipe connection	
2	Gas pipe connection	
3	Drain pipe connection	
4	Power supply connection	
5	Air discharge	
6	Air suction	

(unit : inch)

Model Number	A	B	C	D
LDN097HV4	30-15/32	27-9/16	28-27/32	25-31/32
LDN127HV4	38-11/32	35-7/16	36-23/32	33-27/32
LDN187HV4				

(unit: inch)

Job Name/Location:

Tag #:

Date:

For: File Resubmit

PO No.:

Approval Other_____

Architect: GC:

Engr: Mech:

Rep:

(Company)

(Project Manager)

PREMTC00U Simple Remote Controller



Unit Data:

Maximum No. of Indoor Units (Group Control)	16
Temperature Value*	Fahrenheit (1° Increments) / Celsius
Dimensions	4-3/4" L x 2-3/4" W x 5/8" H
Weight	0.18 lbs.

*Temperature Value depends on equipment.

Operating Range:

Cooling (°F DB)	64 ~ 86
Heating (°F WB)	60 ~ 86

Communications Cabling Specifications (V-Net):

Type	Field Supplied
Length**	164 feet
Size	22-3 AWG, twisted, stranded, unshielded

**Communication cable can be extended to a maximum of 164 feet between controller and indoor unit by using field supplied cable or the Wired Remote Group Control Cable Assembly (PZCWRCG3) or Wired Remote Extension Cable (PZWRC1), maximum of 4.

Standard Features:

- Auto Operation (Dual Setpoint)
- Unit Operation – On / Off
- Mode Selection – Cool / Heat / Dry / Fan / Auto
- Fan Speed Selection
- Air Flow Direction (available with indoor units equipped for this feature)
- Static Pressure Setting
- Child Lock
- LED Indicator for unit operating status
- Master / Slave Setting for Multiple Controller Installation
- Room Temperature Sensing Location (Zone Controller, Indoor Unit, Two-Thermistor)
- Discharge Vanes – Auto Swing / Fixed (available with indoor units equipped for this feature)
- Manual Central Control Addressing

Optional Accessories:

- ☐ 33-foot Extension Cable Assembly (PZCWRC1)
- ☐ Group Control Cable Kit (PZCWRCG3)

Notes:

1. Must follow installation instructions in the applicable LG installation manual.
2. Available functions / features may differ based on the connected system.

