

Job Name/Location:

Tag No:

Date:

For:	File	Resubmit
	Approval	Other

PO No.:

Architect: GC:

Engr: Mech:

Rep: (Company) (Project Manager)



LMU303HV

Multi F Inverter Heat Pump Outdoor Unit

Performance:

Cooling Capacity (Min.-Rated-Max., Btu/h)	8,400-30,000-36,000
Heating Capacity (Min.-Rated-Max., Btu/h)	10,080-32,000-38,400
Max. Heating Capacity at 5°F (Btu/h)	24,000
Max. Heating Capacity at 0°F (Btu/h)	22,000
Max. Heating Capacity at -4°F (Btu/h)	20,400
EER2	13.0
SEER2	22.0
COP	4.0
HSPF2	9.2

Cooling Nominal Test Conditions:
 Indoor: 80°F DB / 67°F WB
 Outdoor: 95°F DB / 75°F WB

Heating Nominal Test Conditions:
 Indoor: 70°F DB / 60°F WB
 Outdoor: 47°F DB / 43°F WB

Operating Range:

Cooling (°F DB)	14 to 118
Heating (°F WB)	-4 to +64

Unit Data:

Refrigerant Type	R410A
Refrigerant Control	EEV
Sound Pressure (Cool / Heat) ±1 dB(A) ³	51 / 54
Net / Shipping Weight (lbs.)	138.9 / 154.3
Heat Exchanger Coating	Gold Fin™
Minimum No. of Indoor Units	2
Maximum No. of Indoor Units	4

Electrical:

Power Supply (V/Hz/Ø) ¹	208-230V, 60, 1
MOP (A)	25
MCA (A)	18.4
Recommended Fuse Size (A)	25
Cooling Rated Amps (A)	15.03
Heating Rated Amps (A)	15.03
Compressor (A)	13.5
Fan Motor (A)	0.73
Locked Rotor Amps (A)	19.0

MOP - Maximum Overcurrent Protection

MCA - Minimum Circuit Ampacity

Compressor:

Type	Twin Rotary
Quantity	1
Oil / Type	FVC68D

Fan:

Type	Propeller
Quantity	1
Motor / Drive	Brushless Digitally Controlled/Direct
Max. Airflow Rate (CFM)	2,119

Piping:

Refrigerant Charge (lbs.)	6.17
Liquid Line Connection (in., O.D.)	1/4 x 4
Vapor Line Connection (in., O.D.)	3/8 x 4
Maximum Total Piping ² (ft.)	246.1
Min. / Max. ODU to IDU Piping (ft.)	9.8 / 82.0
Piping Length (no add'l refrigerant, ft.)	98.4
Maximum Elevation between ODU and IDU (ft.)	49.2
Maximum Elevation between IDU and IDU (ft.)	24.6

ODU = Outdoor Unit

IDU = Indoor Unit

Features:

- Auto operation
- Auto restart
- Inverter (variable speed compressor)
- Defrost / Deicing
- Restart delay (three [3] minutes)
- Self diagnosis
- Soft start
- Low ambient cooling down to 14°F

Optional Accessories:

- PI-485 - PMNFP14A1
- MultiSITE Comm. Mgr. - PBACNBTR0A
- AC Smart 5 - PACS5A000
- ACP 5 - PACP5A000
- Power Distribution Indicator (PDI) Premium - PQNUD1S41
- Mobile LGMV - PLGMVW100
- Drain Pan Heater - PQSH1200
- Low Ambient Baffle Kit (Cooling operation to -4°F) - ZLABGP04A



162279



For a complete list of available accessories, contact your LG representative.

For continual product development, LG reserves the right to change specifications without notice.

© LG Electronics U.S.A., Inc., Englewood Cliffs, NJ. All rights reserved. "LG Life's Good" is a registered trademark of LG Corp. /www.lghvac.com

SB_MultiF_LMU303HV_2022_07_18_084716

Job Name/Location: _____

LMU303HV

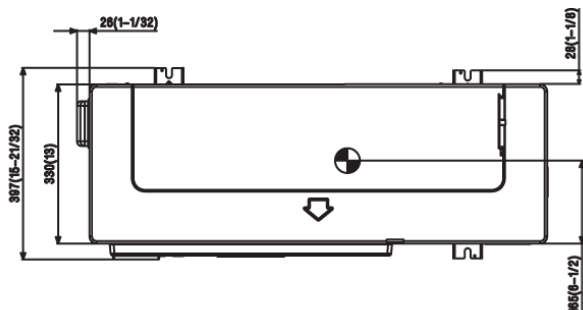
Multi F Inverter Heat Pump Outdoor Unit



Tag No.: _____

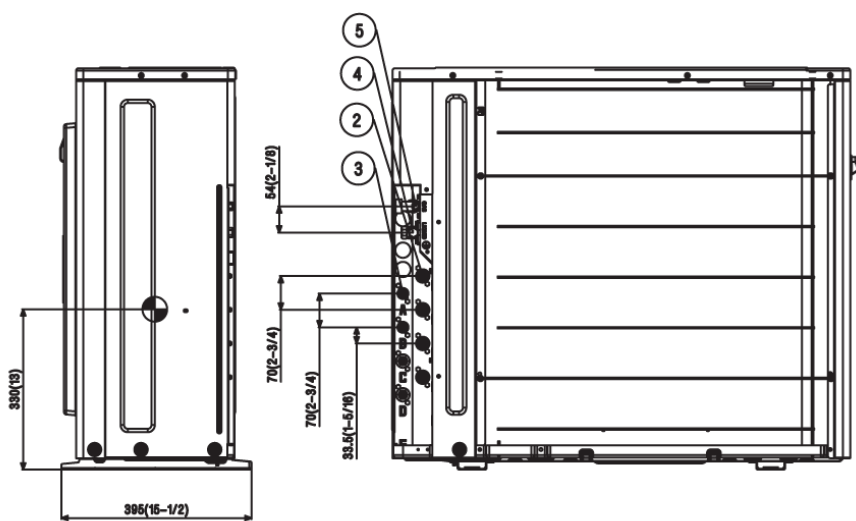
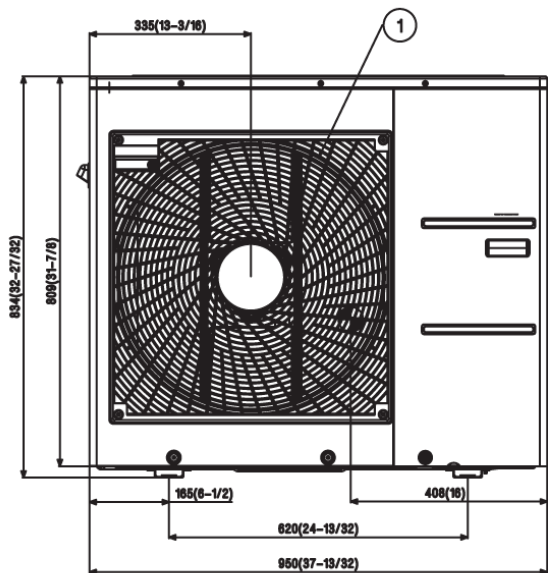
Date: _____

PO No.: _____



[Unit : mm(inch)]

☉ Gravity point



Notes:

1. Unit must be installed in compliance with the installation manual.
2. Unit must be grounded in accordance with the local or state regulations and applicable national codes.
3. All field-supplied electrical components and materials must comply with local, state, and national codes.
4. Electrical characteristics must be considered for electrical work and design. The capacity of power cable and circuit breaker for the outdoor unit must follow local, state, national, and manufacturer requirements.

No.	Part Name
1	Air discharge grille
2	Vapor pipe connection
3	Liquid pipe connection
4	Main service valve (Liquid)
5	Main service valve (Vapor)

Job Name/Location:

Tag No.:

Date:

For:	File	Resubmit
	Approval	Other_____

PO No.:

Architect: GC:

Engr: Mech:

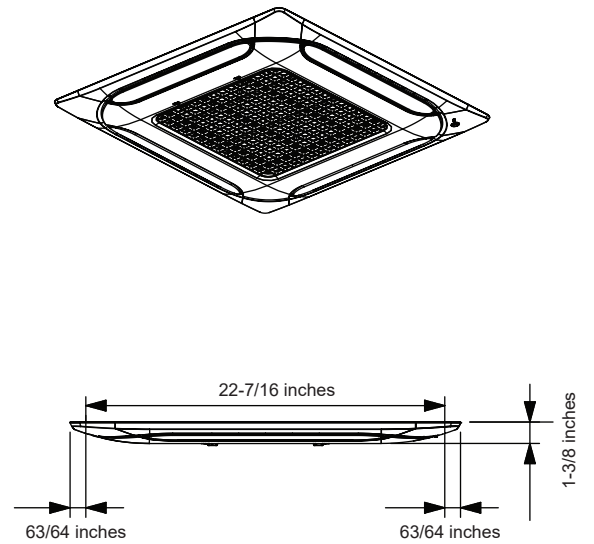
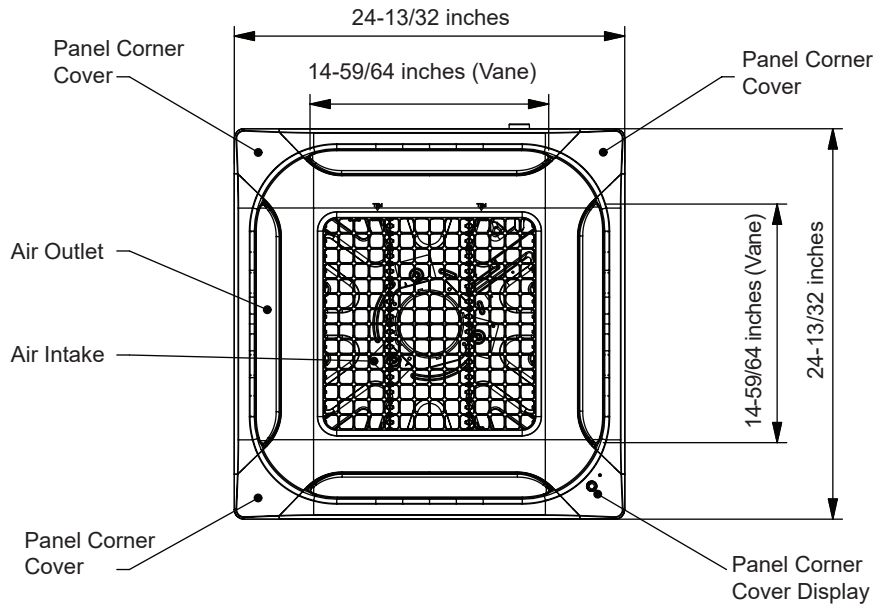
Rep: (Company) (Project Manager)

PT-QAGW0
 2' x 2' Cassette Panel
 For Multi V™/Single-Zone /Multi F 4-Way Ceiling-Cassette Indoor Units



Unit Data:

Color	White
RAL Color Code	RAL 9003
RGB Color Code	236 - 236 - 231
Material	ABS XG571
Net Dimensions (W x H x D, in.)	24-13/32 x 1-3/8 x 24-13/32
Shipping Dimensions (W x H x D, in.)	27-3/32 x 5 x 26-1/2
Net Weight (lbs.)	6.3
Shipping Weight (lbs.)	8.6
Display LED Color	Green
Filter	Washable



Job Name/Location:

Tag #:

Date:

For:	File	Resubmit
	Approval	Other_____

PO No.:



Architect: GC:

Engr: Mech:

Rep:

(Company)

(Project Manager)

LCN098HV4

Multi F Ceiling Cassette Indoor Unit
9,000 Btu/h



Performance:

Nominal Cooling Capacity (Btu/h)	9,000
Nominal Heating Capacity (Btu/h)	10,400

Cooling Nominal Test Conditions:

Indoor: 80°F DB / 67°F WB
Outdoor: 95°F DB / 75°F WB

Heating Nominal Test Conditions:

Indoor: 70°F DB / 60°F WB
Outdoor: 47°F DB / 43°F WB

Electrical:

Power Supply (V/Hz/Ø)	208-230/60/1
Rated Amps (A)	0.25

Piping:

Installed Liquid Pipe (in., O.D.)	Ø1/4
Installed Vapor Pipe (in., O.D.)	Ø3/8
Liquid Connection (in., O.D.)	Ø1/4
Vapor Connection (in., O.D.)	Ø3/8
Drain (in., O.D. / I.D.)	1-1/4, 1
Temperature Sensor	Thermistor

Controls Features:

- Two thermistor control
- 24-Hour on / off timer
- Auto operation
- Auto restart
- Chaos swing
- Control lock function
- Drain pump
- Group control
- Inverter (variable speed fan)
- Jet cool
- Compatible with accessory Wi-Fi module
- Compatible with applicable Single Zone Outdoor Units (see single zone literature for matching system details)

Included Accessories:

- Wireless Remote Controller — AKB73757604

Required Accessories:

- Grille Kit (27-9/16" x 27-9/16") - PT-UQC, or
- Grille Kit (24-7/16" x 24-7/16") - PT-QCHW0

Optional Accessories:

- MultiSITE™ CRC1 Controller - PREMTBVC0
- MultiSITE™ CRC1+ Controller - PREMTBVC1
- Simple Remote Controller - PREMTC00U
- Premium Remote Controller - PREMTA000
- AC Smart Premium - PQCSW421E0A
- ACP Premium - PQCP22A1
- ACP Standard - PQCP22N1
- LonWorks® Gateway* - PQNFB16A1
- BACnet® Gateway* - PQNFB17C1
- Remote Temperature Button Sensor - ZRTBS01
- Simple Dry Contact (1 contact, 24 VAC external power) - PDRYCB100
- Dry Contact for Third Party Thermostat - PDRYCB300
- Dry Contact for Economizer - PDRYCB400
- Plasma Filter Kit - PTPKQ0
- Auxiliary Heater Kit - PRARH1
- Wi-Fi Module - PWFMD200

*BACnet® is a registered trademark of ASHRAE. LonWorks® is a registered trademark of Echelon Corporation.

For a complete list of available accessories, contact your LG representative.

For continual product development, LG reserves the right to change specifications without notice.

© LG Electronics U.S.A., Inc., Englewood Cliffs, NJ. All rights reserved. "LG Life's Good" is a registered trademark of LG Corp. /www.lghvac.com

Entering Mixed Air:

Cooling (°F DB)	57 ~ 77
Heating (°F WB)	59 ~ 81

Unit Data:

Refrigerant Type	R410A
Refrigerant Control	EEV
Sound Pressure (H/M/L) dB(A) ²	36 / 33 / 30
Primary Filter ³	Washable Pre-filter
Net Weight (lbs.)	29
Shipping Weight (lbs.)	34
Grille Net Weight (lbs.)	7
Grille Shipping Weight (lbs.)	9

Fan:

Type	Turbo
Quantity	1
Motor/Drive	Brushless Digitally Controlled/Direct
Air Flow H/M/L (CFM)	300 / 265 / 230

Notes:

1. Acceptable operating voltage: 187V-253V.
2. Sound Pressure levels are tested in an anechoic chamber under ISO Standard 3745.
3. Removable Washable Filter size: 14" x 14" x 1".
4. See Engineering Manual for sensible and latent capacities.
5. All communication / connection (power) cable from the outdoor unit to the indoor unit is field supplied and must be a minimum of four-conductor, 18 AWG, stranded, shielded or unshielded (if shielded, it must be grounded to the chassis of the outdoor unit only), and must comply with applicable local and national codes.
6. Power wiring cable size must comply with the applicable local and national code.
7. The indoor unit comes with a dry helium charge.
8. Corresponding refrigerant piping length is in accordance with standard length of each outdoor unit and the level difference is 0 ft. All capacities are net with a combination ratio between 95 - 105%.
9. Must follow installation instructions in the applicable LG installation manual.



Job Name/Location: _____

LCN098HV4

Multi F Ceiling Cassette Indoor Unit

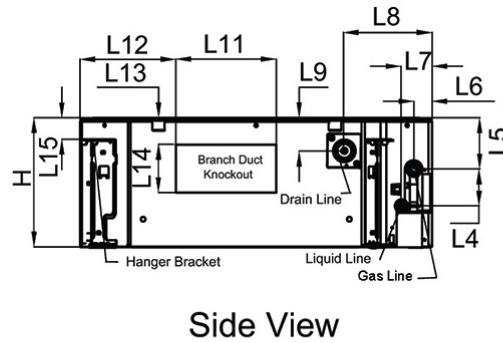
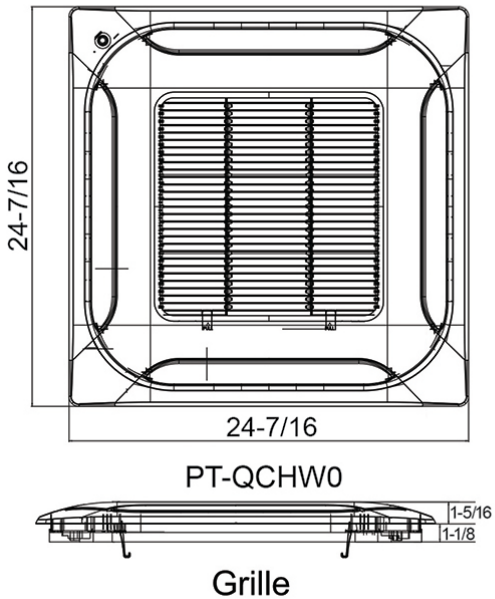
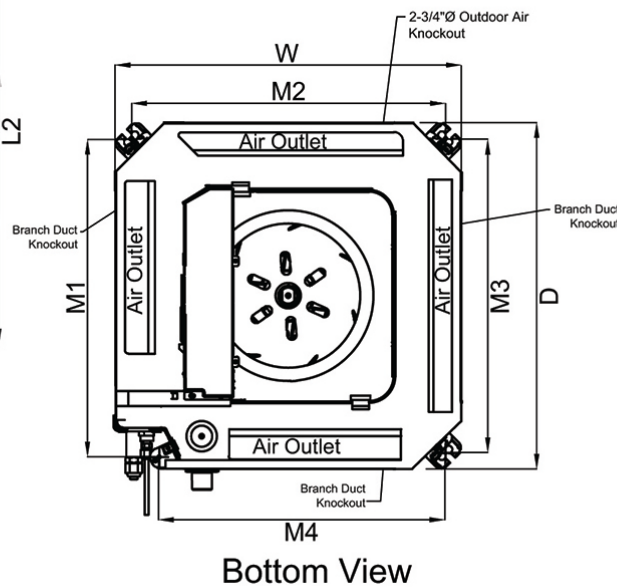
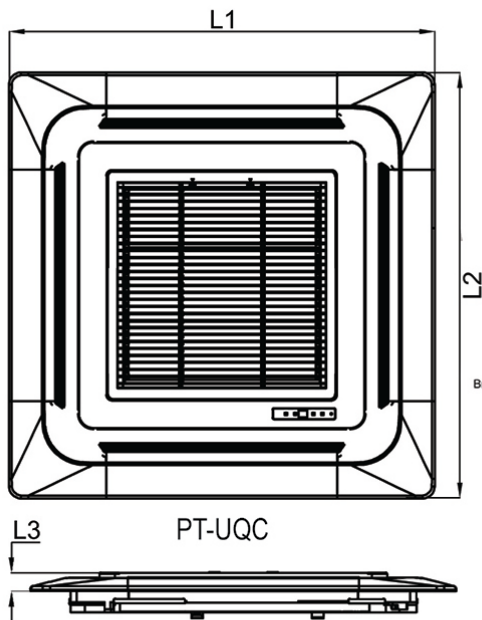
9,000 Btu/h



Tag No.: _____

Date: _____

PO No.: _____



W	22-7/16"
H	8-7/16"
D	22-7/16"
L1	27-9/16"
L2	27-9/16"
L3	7/8"
L4	2-13/32"
L5	3-7/8"
L6	1-3/16"
L7	1-15/16"
L8	5-5/8"
L9	1-1/32"
L10	1-11/32"
L11	6-1/2"
L12	5-13/16"
L13	3-3/16"
L14	3-1/8"
L15	1-11/32"
M1	20-19/32"
M2	20-3/8"
M3	20-3/8"
M4	18-5/32"

Job Name/Location:

Tag #:

Date:

For:	File	Resubmit
	Approval	Other_____

PO No.:

Architect: _____ GC: _____

Engr: _____ Mech: _____

Rep: _____

(Company)

(Project Manager)



LCN188HV4

Multi F Ceiling Cassette Indoor Unit
18,000 Btu/h



Performance:

Nominal Cooling Capacity (Btu/h)	18,000
Nominal Heating Capacity (Btu/h)	20,800

Cooling Nominal Test Conditions:

Indoor: 80°F DB / 67°F WB
Outdoor: 95°F DB / 75°F WB

Heating Nominal Test Conditions:

Indoor: 70°F DB / 60°F WB
Outdoor: 47°F DB / 43°F WB

Electrical:

Power Supply (V/Hz/Ø)	208-230/60/1
Rated Amps (A)	0.25

Piping:

Installed Liquid Pipe (in., O.D.)	Ø1/4
Installed Vapor Pipe (in., O.D.)	Ø1/2
Liquid Connection (in., O.D.)	Ø1/4
Vapor Connection (in., O.D.)	Ø1/2
Drain (in., O.D. / I.D.)	1-1/4, 1
Temperature Sensor	Thermistor

Controls Features:

- Two thermistor control
- 24-Hour on / off timer
- Auto operation
- Auto restart
- Chaos swing
- Control lock function
- Drain pump
- Group control
- Inverter (variable speed fan)
- Jet cool
- Compatible with accessory Wi-Fi module
- Compatible with applicable Single Zone Outdoor Units (see single zone literature for matching system details)

Included Accessories:

- Wireless Remote Controller — AKB73757604

Required Accessories:

- Grille Kit (27-9/16" x 27-9/16") - PT-UQC, or
- Grille Kit (24-7/16" x 24-7/16") - PT-QCHW0

Optional Accessories:

- MultiSITE™ CRC1 Controller - PREMTBVC0
- MultiSITE™ CRC1+ Controller - PREMTBVC1
- Simple Remote Controller - PREMTCO0U
- Premium Remote Controller - PREMTA000
- Remote Temperature Button Sensor - ZRTBS01
- Simple Dry Contact (1 contact, 24 VAC external power) - PDRYCB100
- Dry Contact for Third Party Thermostat - PDRYCB300
- Dry Contact for Economizer - PDRYCB400
- Auxiliary Heater Kit - PRARH1
- Wi-Fi Module - PWFMD200

Entering Mixed Air:

Cooling (°F DB)	57 ~ 77
Heating (°F WB)	59 ~ 81

Unit Data:

Refrigerant Type	R410A
Refrigerant Control	EEV
Sound Pressure (H/M/L) dB(A) ²	41 / 39 / 36
Primary Filter ³	Washable Pre-filter
Net Weight (lbs.)	32
Shipping Weight (lbs.)	39
Grille Net Weight (lbs.)	7
Grille Shipping Weight (lbs.)	9

Fan:

Type	Turbo
Quantity	1
Motor/Drive	Brushless Digitally Controlled/Direct
Air Flow H/M/L (CFM)	459 / 424 / 388

Notes:

1. Acceptable operating voltage: 187V-253V.
2. Sound Pressure levels are tested in an anechoic chamber under ISO Standard 3745.
3. Removable Washable Filter size: 14" x 14" x 1".
4. See Engineering Manual for sensible and latent capacities.
5. All communication / connection (power) cable from the outdoor unit to the indoor unit is field supplied and must be a minimum of four-conductor, 18 AWG, stranded, shielded or unshielded (if shielded, it must be grounded to the chassis of the outdoor unit only), and must comply with applicable local and national codes.
6. Power wiring cable size must comply with the applicable local and national code.
7. The indoor unit comes with a dry helium charge.
8. Corresponding refrigerant piping length is in accordance with standard length of each outdoor unit and the level difference is 0 ft. All capacities are net with a combination ratio between 95 - 105%.
9. Must follow installation instructions in the applicable LG installation manual.
10. Multi compatible 18k IDUs include socket adapters for refrigerant pipe connections with single zone sv



*BACnet® is a registered trademark of ASHRAE. LonWorks® is a registered trademark of Echelon Corporation.

For a complete list of available accessories, contact your LG representative.

For continual product development, LG reserves the right to change specifications without notice.

© LG Electronics U.S.A., Inc., Englewood Cliffs, NJ. All rights reserved. "LG Life's Good" is a registered trademark of LG Corp. /www.lghvac.com

LCN188HV4

Multi F Ceiling Cassette Indoor Unit

18,000 Btu/h



Tag No.: _____

Date: _____

PO No.: _____

