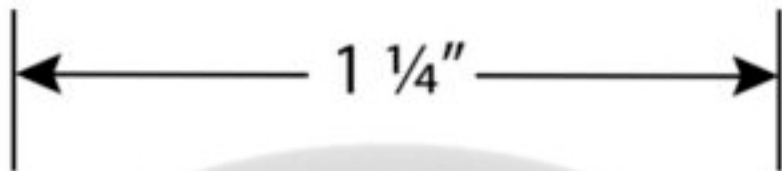
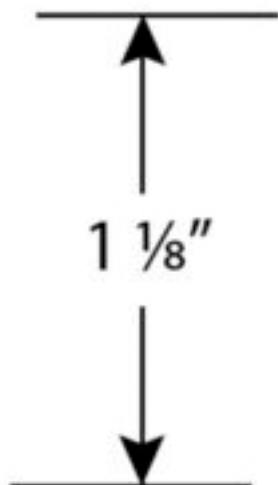


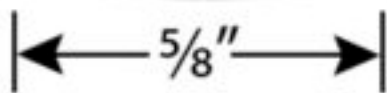
1 1/4"

A horizontal dimension line with arrows at both ends, indicating the diameter of the top of the knob.

1 1/8"

A vertical dimension line with arrows at both ends, indicating the height of the knob from the base to the top of the dome.

5/8"

A horizontal dimension line with arrows at both ends, indicating the diameter of the base of the knob.