

Upstate I8 Outdoor

OD737_LED 1.0




GENERAL PRODUCT INFORMATION:



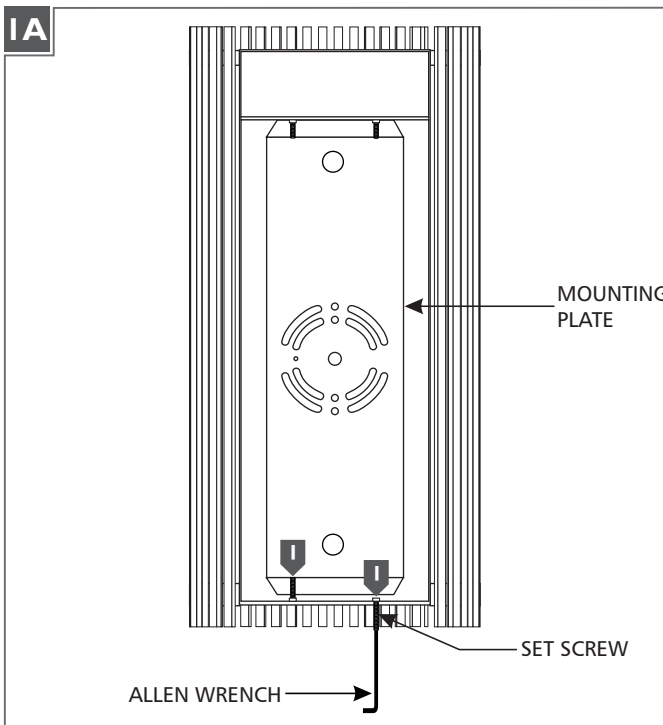
This product is suitable for wet locations.

This product can mount either to a 4" square electrical box with a round plaster ring or an octagon electrical box.

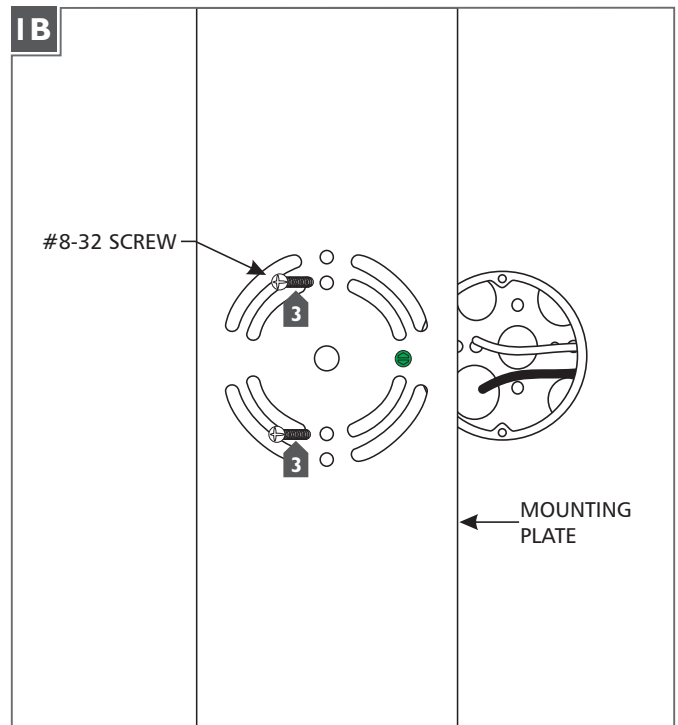
CAUTION - RISK OF FIRE
 This product requires installation by a qualified electrician. Before installing be sure to read all instructions and **TURN THE POWER TO THE ELECTRICAL BOX OFF.**



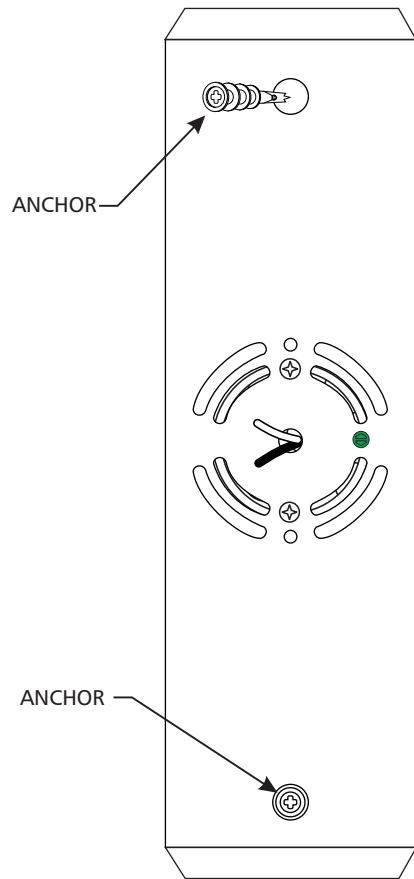
Install the Fixture



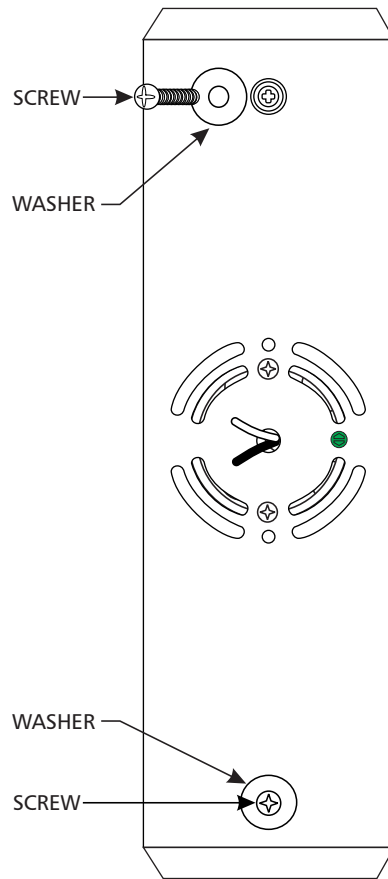
- 1** With the Allen wrench provided, back out (do not fully remove) the set screws at the bottom of the fixture.
- 2** Remove the mounting plate from the back of the fixture.



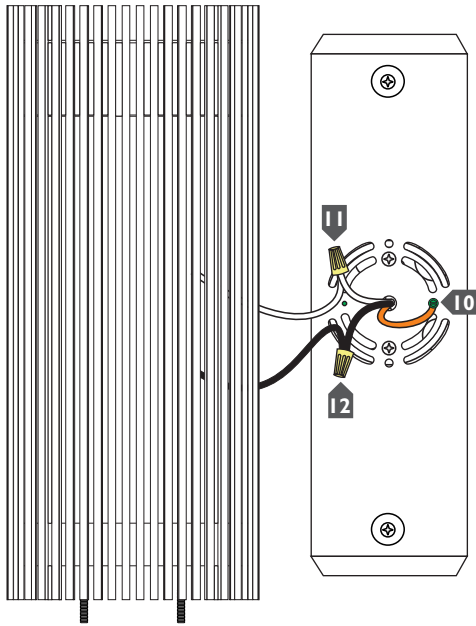
- 3** Attach the mounting plate to the electrical box using the two #8-32 screws provided.

IC

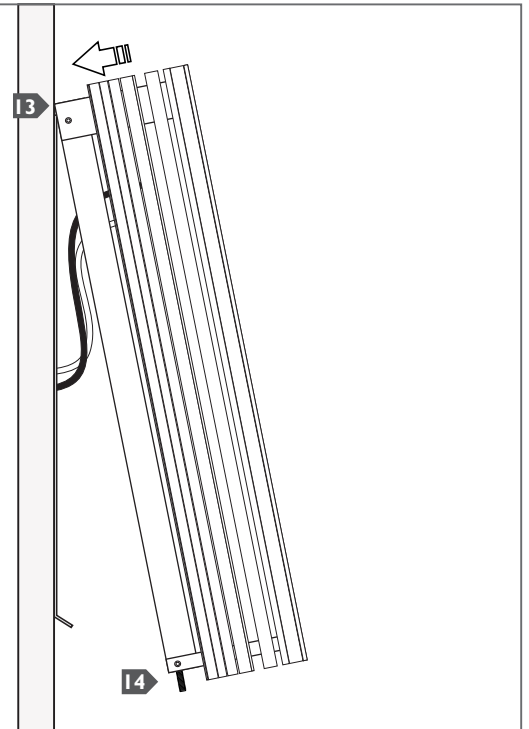
- 4** Verify that the mounting plate is level before continuing.
- 5** Line up an anchor tip with the center of a mounting plate hole, and push the anchor into the wall up to the threads.
- 6** Screw the anchors in the rest of the way with a Phillips-head screwdriver.
- 7** Repeat steps 5-6 for the other anchor.

ID


- 8** Slide a #8 screw through a washer and screw it into an anchor.
- 9** Repeat for the other anchor to secure the mounting plate to the wall.

IE

- 10** Connect the mounting plate ground wire to a suitable ground in accordance with local electrical codes.
- 11** Connect the white fixture wire to the neutral power line wire with a wire nut.
- 12** Connect the black fixture wire to the hot power line wire with a wire nut.

IF

- 13** Hook the top of the fixture to the top of the mounting plate and swing the bottom of the fixture toward the plate until it is flush with the wall.
- 14** With the allen wrench, tighten the set screws at the bottom of the fixture to secure it to the mounting plate.

IG

- 15** For wet locations, caulk around the base with waterproof construction sealant.

SAVE THESE INSTRUCTIONS!

LBL

7400 Linder Ave, Skokie, IL 60077

800.323.3226 - 847.626.6300

www.lblighting.com

© 2013 LBL Lighting. All rights reserved. The "LBL Lighting" graphic is a registered trademark of LBL Lighting. LBL Lighting reserves the right to change specifications for product improvements without notification.

A Generation Brands Company