

# Mini-Dome Curl

HC275\_SCIA20FSJ | 1.0



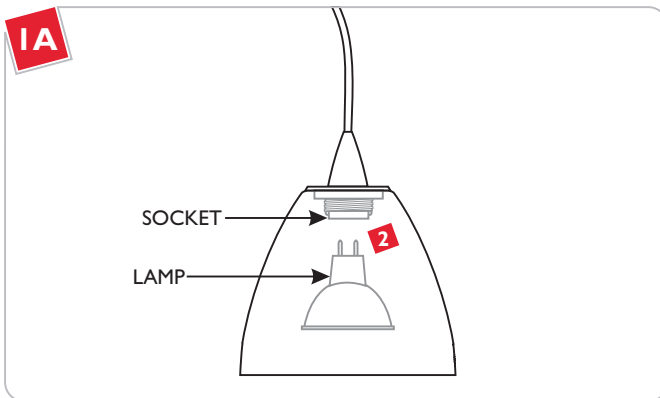
## GENERAL PRODUCT INFORMATION:




This product is ETL listed and suitable only for indoor dry locations and approved for use at any height above the finished floor.



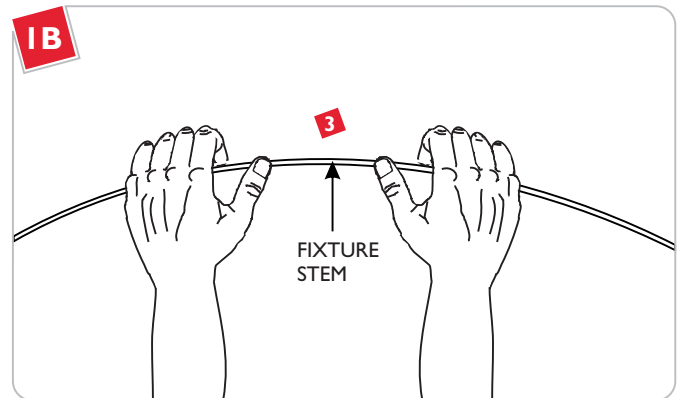
## Install the Lamp



**NOTE:** To reduce the risk of a burn or electric shock during relamping, disconnect the power to the fixture.

Use **MAX 20** Watt MR11 Front Cover Halogen Lamp. 

- 1** Align the lamp pins with socket holes.
- 2** Push the lamp pins completely into the socket holes.



- 3** Simply bend the fixture stem to the desired shape.

## IMPORTANT SAFETY INSTRUCTIONS

**To reduce the risk of fire, electrical shock, exposure to excessive UV radiation, or injury to person:**

- Use this fixture indoors only.
- Do not look directly at the lighted lamp.
- Do not remain in light if skin feels warm.
- Risk of fire: Use only the type of lamp and maximum wattage indicated in this instruction manual.
- Never cover the halogen lamp with anything other than a LBL Lighting lamp shield and never place flammable material close to your fixture.
- Never turn the fixture on and off by connecting and disconnecting the halogen lamp.
- Do not touch the fixture shades or lamp shield while the fixture is on. These surfaces may be HOT.

## Halogen Lamp General Information

– A new halogen lamp may smoke slightly when it is used for the first time. This is perfectly normal; the protective coating is simply being vaporized.

## Two Tips For Prolonging Halogen Lamp Life

- First avoid touching the lamp with bare hands during installation. Any contaminant, even the oil from your hands can deteriorate the lamp. Rubbing alcohol can be used to remove any contaminant.
- Second, do not run the lamps at full power when you do not need to. However, if dimming the fixture for an extended period of time, occasionally bring the light up to full brightness for a few minutes to complete the halogen cycle.

**SAVE THESE INSTRUCTIONS!**



7400 Linder Ave, Skokie, IL 60077

800.323.3226 - 847.626.6300

[www.lblighting.com](http://www.lblighting.com)

© 2008 LBL Lighting. All rights reserved. The "LBL Lighting" graphic is a registered trademark of LBL Lighting. LBL Lighting reserves the right to change specifications for product improvements without notification.

A Generation Brands Company