



Kwikset


WHICH ELECTRONIC LOCK IS RIGHT FOR YOU?



DO YOU WISH TO MONITOR AND CONTROL YOUR LOCK FROM YOUR SMART PHONE?




Yes



No

DO YOU NEED TO BE ABLE TO LOCK & UNLOCK FROM ANYWHERE?



Yes



No, just within Bluetooth range (~60 feet)

CHOOSE YOUR LOCK

- OBSIDIAN
- SMARTCODE 915
- SMARTCODE 913
- SMARTCODE 917
Coming Soon
- SMARTCODE 909
- MODEL 905
- POWERBOLT 2
- SMARTCODE 955

FOLLOW THESE 3 STEPS:

1. CHOOSE AN INTERFACE

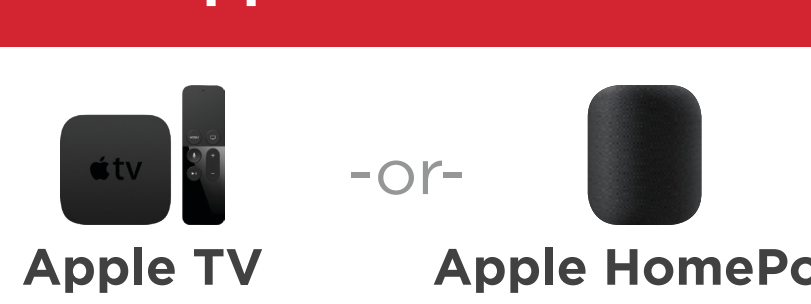
2. CHOOSE YOUR LOCK

3. CONNECT A SMARTHUB TO YOUR HOME'S INTERNET (SOLD SEPARATELY)

CHOOSE YOUR LOCK



Apple Home Hub



- KEVO
- PREMIS
- KEVO CONVERT
- AURA

Installs on interior only to make your existing lock smart*
*Kevo Convert includes interior only

Touchscreen



Zigbee or Z-Wave Hub



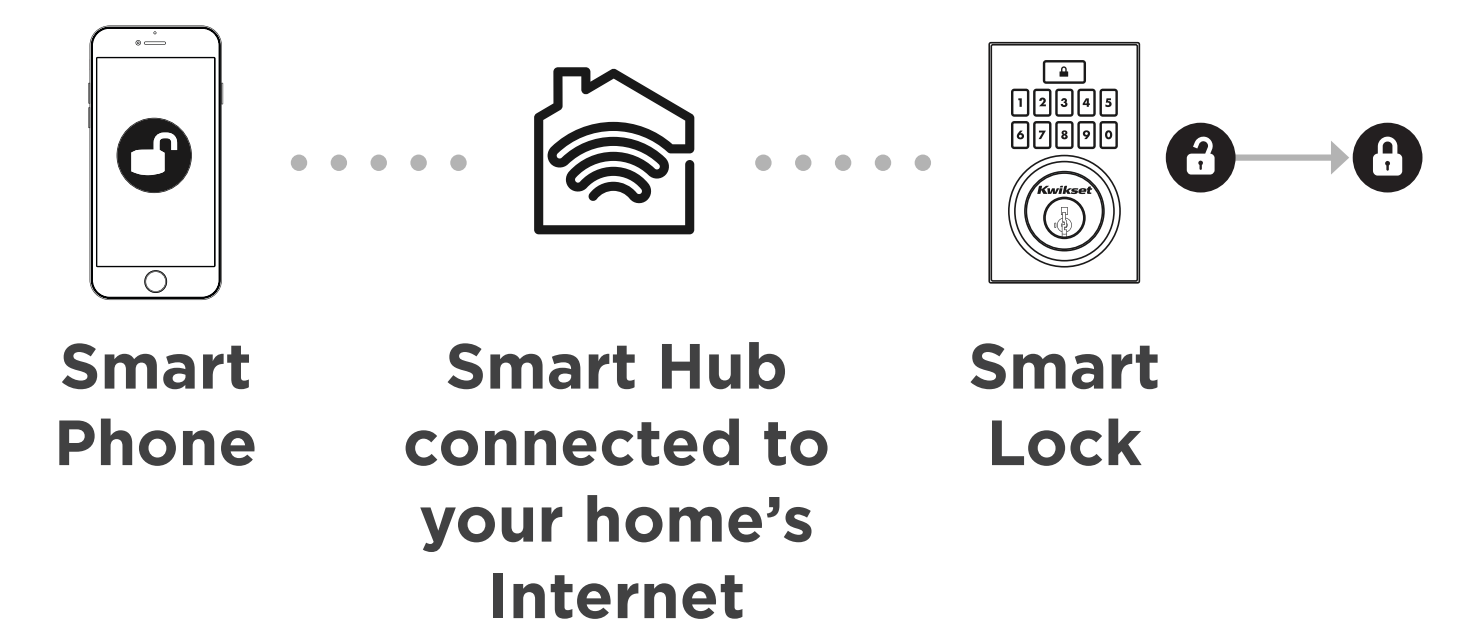
If you choose a Zigbee lock, make sure your hub speaks Zigbee. If you choose a Z-Wave lock, make sure your hub speaks Z-Wave.

POPULAR SMART HUBS:



WHAT IS A SMART HUB?

A Smart Hub is a small device you'll connect to your home's Internet. It allows you to control compatible smart devices from anywhere using an app on your phone.



Keypad



Use your existing exterior deadbolt to convert your lock into a smart lock.*

*Kwikset Convert includes interior only

Installs on interior only to make your existing lock smart*
*Kevo Convert includes interior only



Touch-to-Open



Kevo Plus Hub



Works with Wi-Fi

