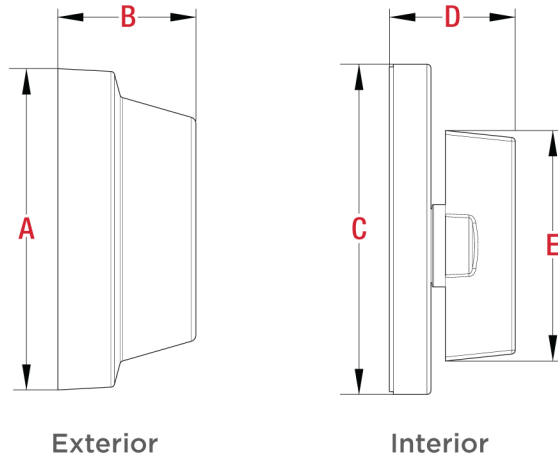


Specifications

Door Prep	<ul style="list-style-type: none"> ▪ 660, 665: Cross Bore 2 1/8". Edge Bore 1". Latch face 1" x 2 1/4". ▪ 663: Crossbore 1-5/8". Edge Bore 1". Latch Face 1" x 2-1/4".
Backset	<ul style="list-style-type: none"> ▪ 660, 665: Adjustable latch standard. ▪ 663: Adjustable to 2 3/8" or 2 3/4" standard.
Door Thickness	660, 663, 665: 1-3/8" - 1 -1/4" doors standard.
Cylinder	660, 665: SmartKey™
Faceplates	1" x 2-1/4". Specify round corner, square corner or drive-in.
Strikes	1" x 2-1/4". Specify round corner or square corner. Other options available.

Bolt	1" throw.
Door Handing	Reversible for right or left-hand doors.
ANSI/BHMA	Grade 3 Certified
ADA	Interior turn piece is in compliance with the American National Standards Institute (ANSI A117.1) and the Americans with Disabilities Act (ADA).
UL	N/A

Dimensions




Dimensions	A	B	C	D	E
Exterior	2 7/16"	1 1/16"			
Interior			2 1/2"	31/32"	1 3/4"



Kwikset's SmartKey™ Technology provides homeowners with the superior security that is resistant to a variety of common break-in methods.

This technology also allows homeowners to re-key their locks themselves in seconds, rendering lost or un-returned keys useless.

Finishes




11P
Venetian
Bronze



15
Satin
Nickel



26
Polished
Chrome



26D
Satin
Chrome