

Features

- Flared metal shade offers maximum brightness perfect for task work
- Suitable for damp locations, per UL 1598
- Includes installation hardware
- Fixture is dimmable when paired with dimmer switch and compatible bulbs
- Requires bulb with medium (E26) base; type A21 or G25 bulb recommended (sold separately)

Material

- Manufactured with quality materials and complemented with a meticulous finishing process
- KOHLER finishes resist corrosion and tarnishing

Installation

- Ceiling-mount



Codes/Standards



UL 1598
CSA C22.2 No. 250.0

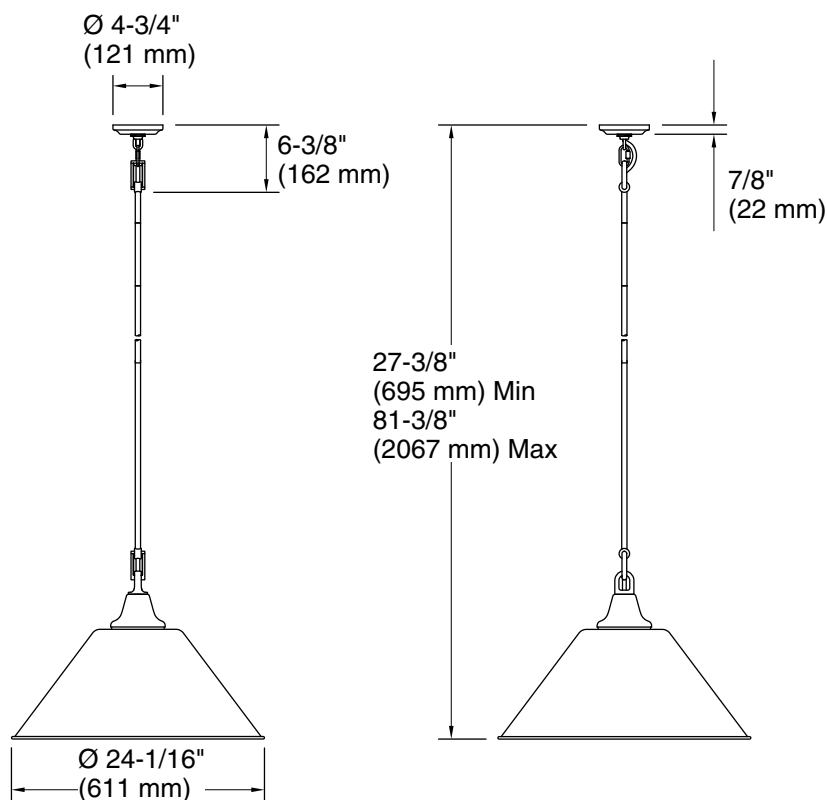
KOHLER® Indoor Lighting Fixtures Limited Warranty

See website for detailed warranty information.

Available Colors/Finishes

Color tiles intended for reference only.

Color	Code	Description
	MSL	Matte Black/Brushed Nickel
	BML	Black, Brass Trim
	CBL	Matte Black with Polished Chrome



Required Electrical Service

One circuit required.

120 V, 0.5 A, 60 Hz

Technical Information

All product dimensions are nominal.

Material:	Ceramic, Plastic, Glass, Steel
Number of Lights:	1
Lighting Type:	Socket-based
Socket Type:	E-26 Medium
Number of Shades:	1
Shade Type:	Metal
Hanging Type:	Downrod
Downrod Detail:	1 x 3" (76 mm), 1 x 6" (152 mm), 1 x 12" (305 mm), 2 x 18" (457 mm)
Height:	27-1/4" (691 mm) - 81-1/4" (2063 mm)

Notes

Install this product according to the installation instructions.