

## Features

- Flared metal shade offers maximum brightness perfect for task work
- Suitable for damp locations, per UL 1598
- Includes installation hardware
- Fixture is dimmable when paired with dimmer switch and compatible bulbs
- Requires bulb with medium (E26) base; type A21 or G25 bulb recommended (sold separately)

## Material

- Manufactured with quality materials and complemented with a meticulous finishing process
- KOHLER finishes resist corrosion and tarnishing

## Installation

- Ceiling-mount



## Codes/Standards




UL 1598  
CSA C22.2 No. 250.0

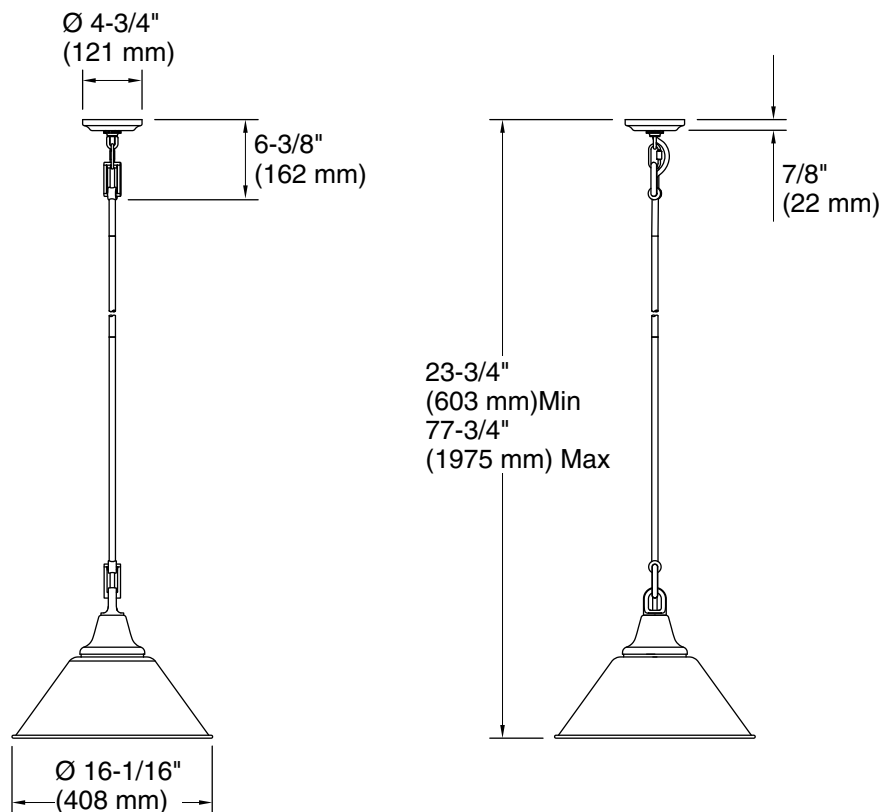
## KOHLER® Indoor Lighting Fixtures Limited Warranty

See website for detailed warranty information.

## Available Colors/Finishes

*Color tiles intended for reference only.*

Color	Code	Description
	BML	Black, Brass Trim
	CBL	Matte Black with Polished Chrome
	MSL	Matte Black/Brushed Nickel



## Required Electrical Service

One circuit required.

120 V, 0.5 A

## Technical Information

All product dimensions are nominal.

Material:	Aluminum, Ceramic, Glass, Plastic, Steel
Number of Lights:	1
Lighting Type:	Socket-based
Socket Type:	E-26 Medium
Number of Shades:	1
Shade Type:	Metal
Hanging Type:	Downrod
Downrod Detail:	1 x 3" (76 mm), 1 x 6" (152 mm), 1 x 12" (305 mm), 2 x 18" (457 mm)
Height:	23-1/4" (591 mm) - 77-1/4" (1963 mm)

## Notes

Install this product according to the installation instructions.