

## Features

- Globular glass shades extend from rods with flared metal detail in elegant transitional designs suited for any room.
- Coordinates with other products in the Bellera collection.
- Requires bulb with medium (E26) base; type G bulb recommended (sold separately).
- Suitable for damp locations, per UL 1598.

## Material

- Premium metal and glass construction.
- Manufactured with quality materials and complemented with a meticulous finishing process.
- Durable finishes engineered to last and designed to coordinate with KOHLER faucet finishes.

## Installation

- Installation hardware included.



## Codes/Standards



UL 1598  
CSA C22.2 No. 250.0

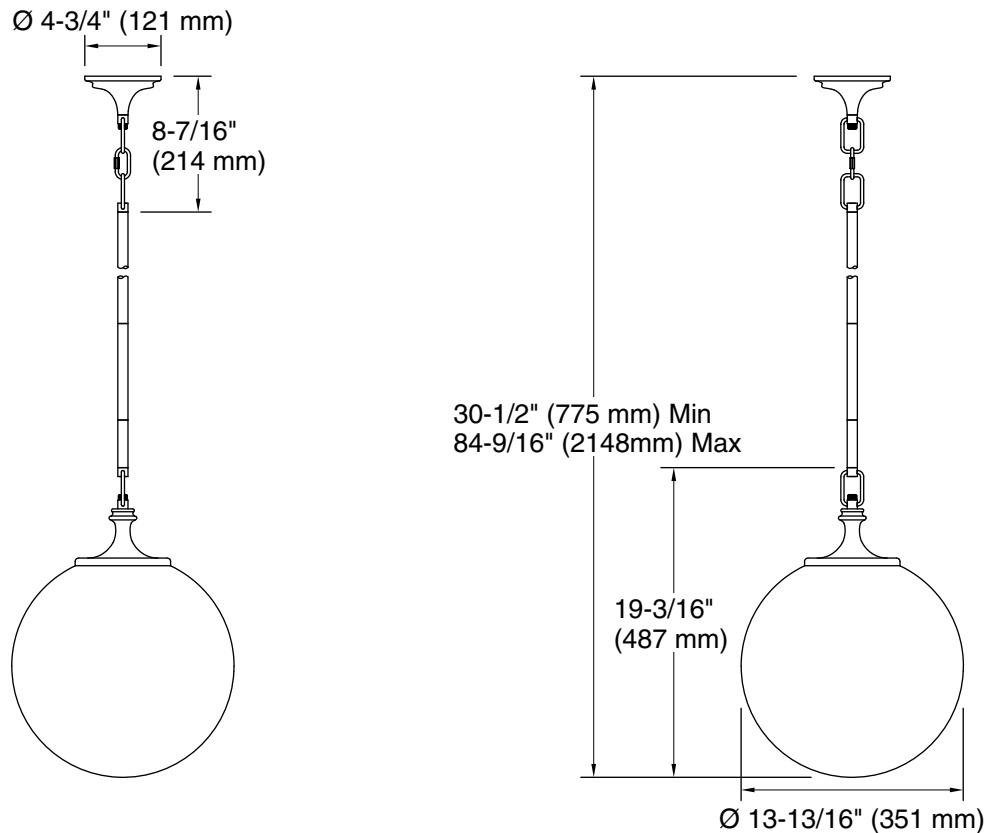
## KOHLER® Indoor Lighting Fixtures Limited Warranty

See website for detailed warranty information.

## Available Colors/Finishes

*Color tiles intended for reference only.*

Color	Code	Description
	SNL	Polished Nickel
	2GL	Brushed Moderne Brass



## Required Electrical Service

One circuit required.

120 V, 60 Hz

## Technical Information

All product dimensions are nominal.

Installation Type: Ceiling-mount

Material: Steel, Aluminum, Glass

Number of Lights: 1

Lighting Type: Socket-based

Socket Type: E-26 Medium

Number of Shades: 1

Hanging Type: Downrod

Downrod Detail: 1 x 3" (76 mm), 1 x 6" (152 mm), 1 x 12" (305 mm), 2 x 18" (457 mm)

Height: 30-1/2" (774 mm) - 84-1/2" (2146 mm)