

Features

- Includes clicker drain with 1-1/4" (32 mm) metal tailpiece
- 5-3/8" (137 mm) spout reach
- Handles sold separately
- Laminar flow delivers a graceful stream of water
- 1.2 gpm (4.5 lpm) maximum flow rate at 60 psi (4.14 bar)
- Coordinate with your choice of Artifacts handles for a personalized design
- This product can help a building earn Water Efficiency points in LEED® Green Building Rating System

Material

- Brass
- KOHLER® finishes resist corrosion and tarnishing

Installation

- Widespread

Required Products/Accessories

K-98068-3 Cross bathroom sink faucet handles

or

K-98068-4 Lever bathroom sink faucet handles

Recommended Products/Accessories

K-23726 Drain treatment
K-23723 Faucet cleaner
K-72567 18" Towel Bar
K-72568 24" Towel Bar
K-72570 24" Double Towel Bar
K-72571 Towel Ring
K-72572 Robe Hook
K-72573 Pivoting toilet paper holder
K-72576 Toilet paper carriage



Codes/Standards





ASME A112.18.1/CSA B125.1
NSF/ANSI/CAN 61
NSF/ANSI/CAN 372
All applicable US Federal and State material regulations
DOE - Energy Policy Act 1992
EPA WaterSense®
California Energy Commission (CEC)
IAPMO Certification

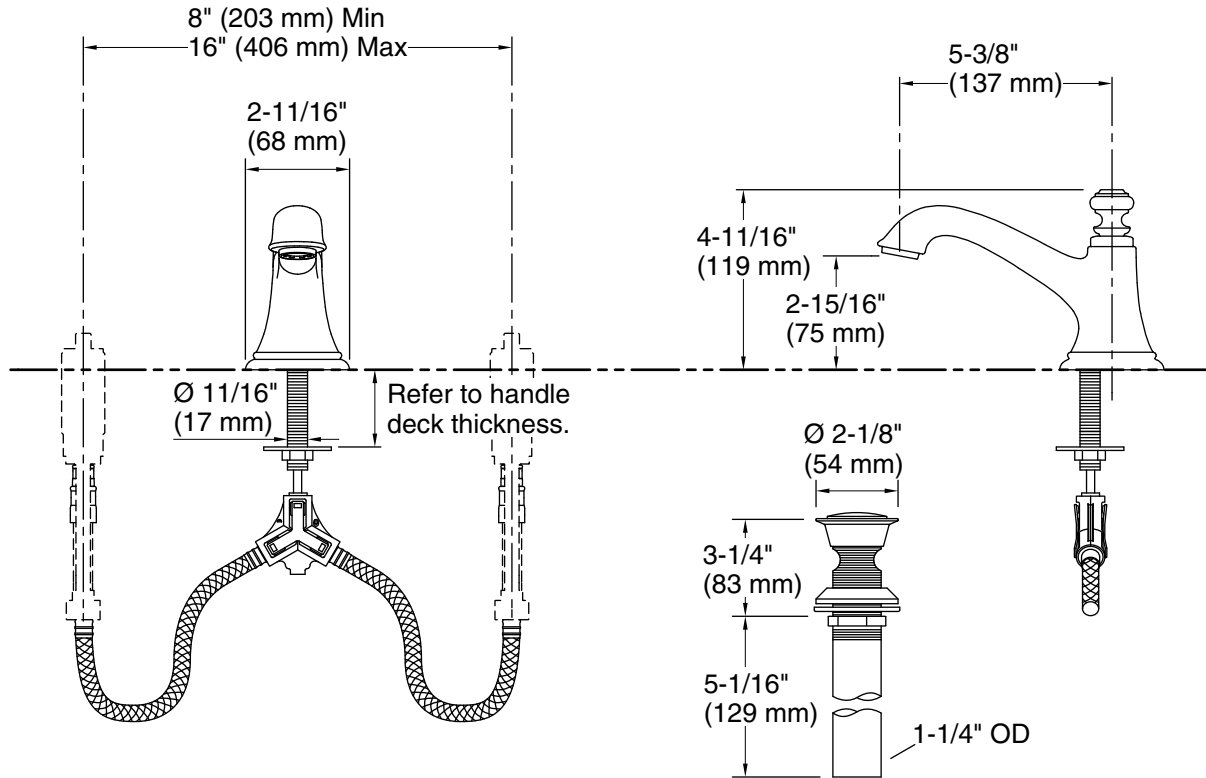
KOHLER® Faucet Lifetime Limited Warranty

See website for detailed warranty information.

Available Colors/Finishes

Color tiles intended for reference only.

Color	Code	Description
	SN	Vibrant® Polished Nickel
	BN	Vibrant® Brushed Nickel
	BV	Vibrant® Brushed Bronze
	2MB	Vibrant® Brushed Moderne Brass



Technical Information

All product dimensions are nominal.

Faucet:

Flow rate: 1.2 gal/min (4.5 l/min)

Pressure: 60 psi (4.1 bar)

Drain included: Yes

Spout:

Spout reach: 5-3/8" (137 mm)

Notes

Install this product according to the installation guide.