

Features

- Revolutionary funnel design virtually eliminates splashback
- KOHLER-engineered water flushing spreader successfully rinses the inverted back wall, sides, and front of the urinal basin for a more sanitary customer experience
- Ultra-low consumption. Operates at 0.125 gpf (0.47 lpf)
- 3/4" (19 mm) top spud
- Includes removable strainer, 2" outlet spud, universal mounting bracket, and hangers
- This product can help a building earn Water Efficiency points in LEED® Green Building Rating System
- Washout urinal
- 0.125 gpf (0.47 lpf)
- 15-5/8" (397 mm) extended rim

Material

- Vitreous china
- Vitreous china

Installation

- 29-5/8" H x 15" W x 15-5/8" D
- Large footprint covers old urinal wall print

Water Conservation & Rebates

- Offers 80% water savings compared to standard 1.0-gpf urinals

Recommended Products/Accessories

K-23726 Drain treatment
K-4929 Waterless Urinal Maintenance Balls
K-76317 Urinal flushometer, 0.125 gpf



ADA

Codes/Standards

ASME A112.19.2/CSA B45.1
DOE - Energy Policy Act 1992
EPA WaterSense®
California Energy Commission (CEC)
ADA
ICC/ANSI A117.1
IAPMO Certification



KOHLER® One-Year Limited Warranty

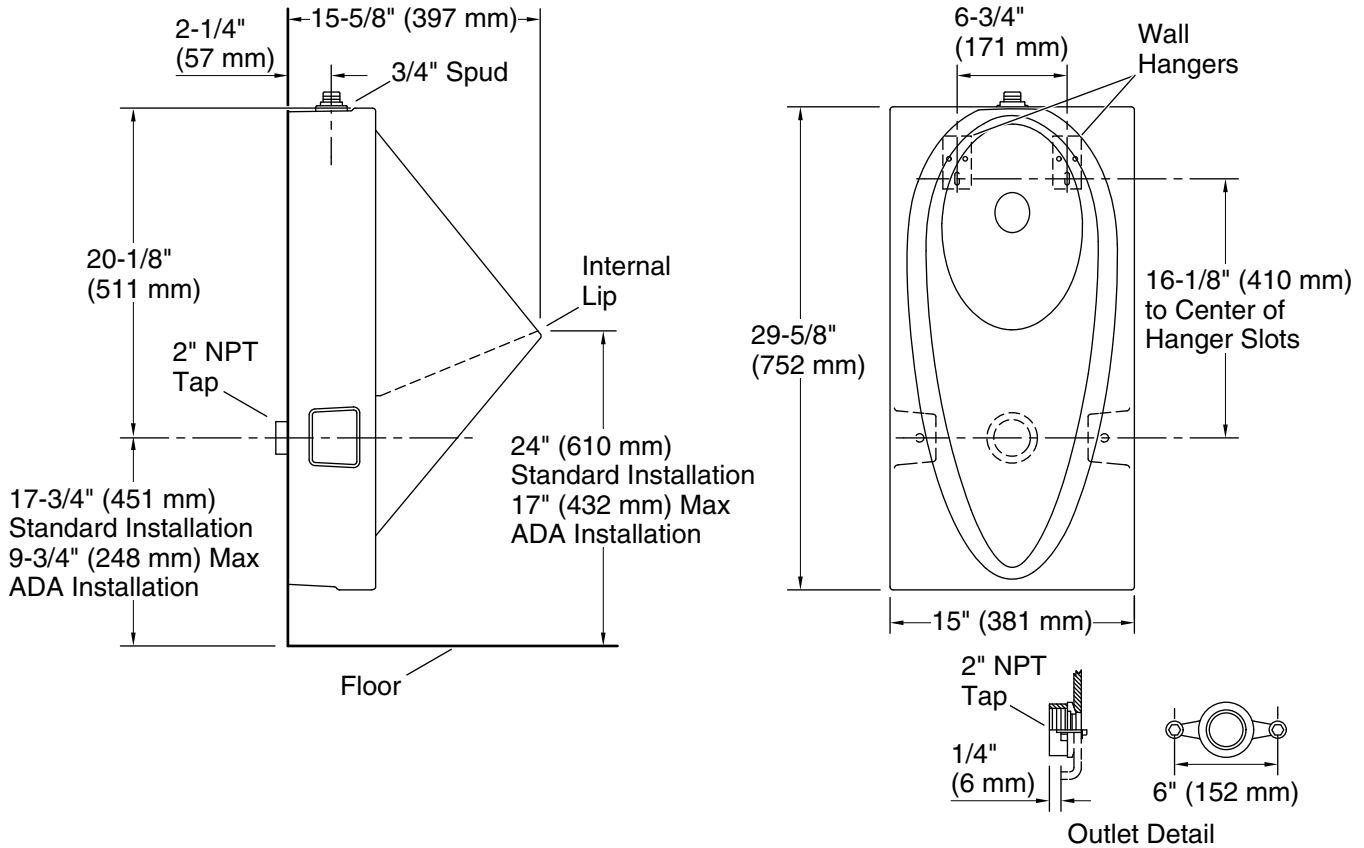
See website for detailed warranty information.

Available Colors/Finishes

Color tiles intended for reference only.

Color	Code	Description
-------	------	-------------

	0	White
	7	Black Black™



Technical Information

All product dimensions are nominal.

Spud size:	3/4", Inlet, Top
Min. Water per Flush:	0.125 gpf (0.5 lpf)
Max. Water per Flush:	0.125 gpf (0.5 lpf)

Designed for the above water use when installed with a water-saving flushometer.

Notes

Install this product according to the installation guide.

Recommended ADA outlet spud height will account for normal product variation.

For ADA compliance, measurement must be 17" (432 mm) or less from the floor to the top of the lip.

ADA compliant when installed to the specific requirements of these regulations.