

KOHLER®

Roughing-In

K-3891 STACCATO™ UNDERCOUNTER KITCHEN SINK

Product Information

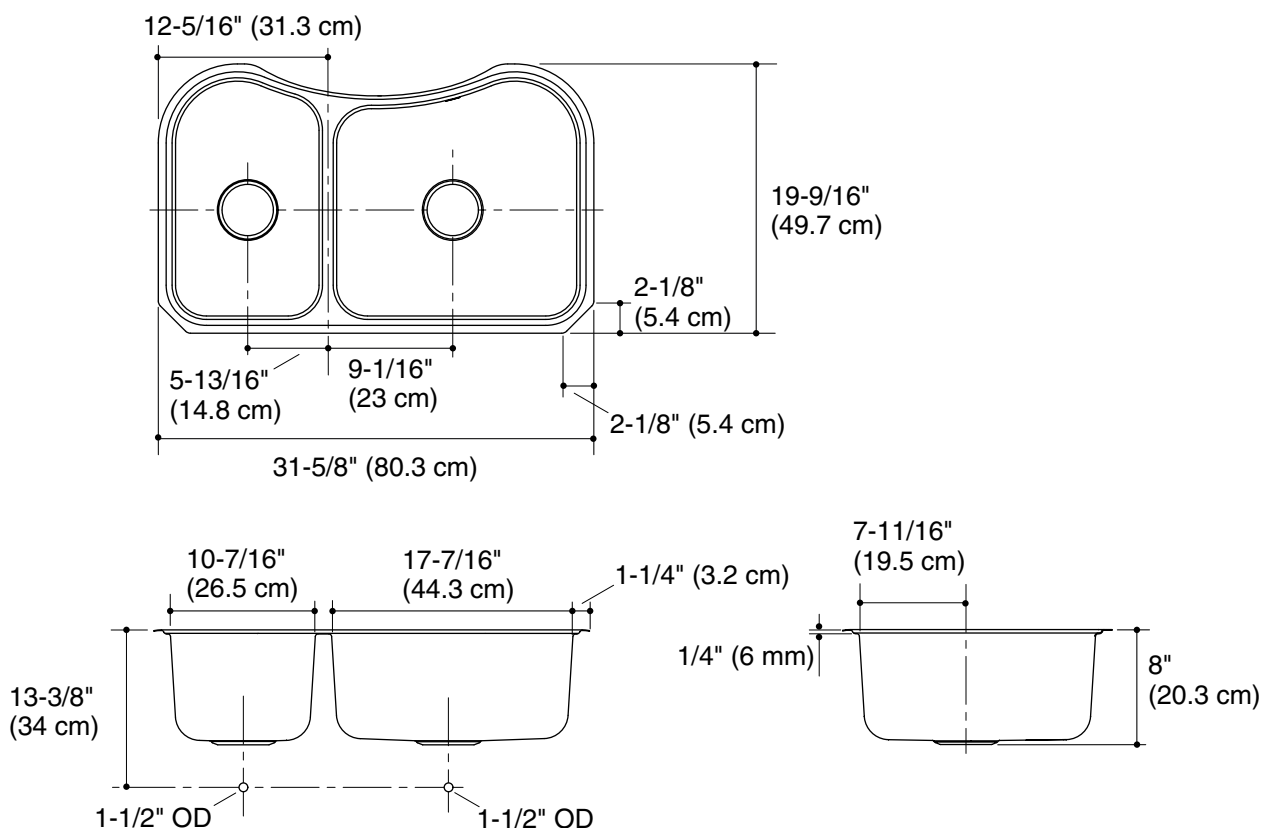
Applicable products:		
Undercounter kitchen sink		K-3891
Fixture*:		
Basin area	left	10-7/16" (26.5 cm) x 17-1/16" (43.3 cm)
	right	17-7/16" (44.3 cm) x 17-1/16" (43.3 cm)
Water depth		8" (20.3 cm)
Drain holes		3-5/8" (9.2 cm) D.
* Approximate measurements for comparison only.		
Included components:		
Hardware kit		91915
Cut-out template		1131500-7

Installation Notes

Install this product according to the installation guide.

Allow a minimum of 2" (5.1 cm) clearance around the sink rim for clip attachment.

Fixture conforms to ASME Standard A112.19.3/CSA B45.4. All dimensions are nominal.



DUOSTRAINER®

Features

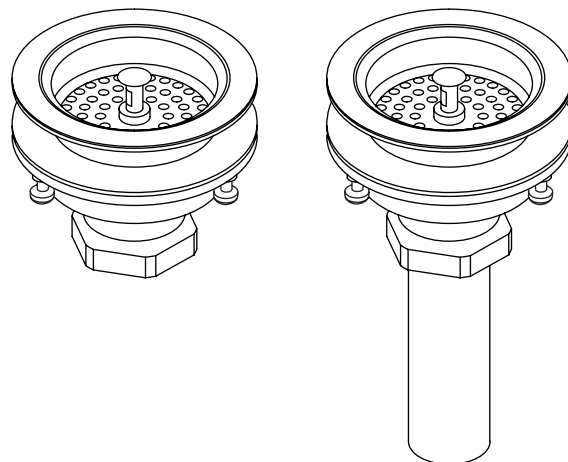
- Brass construction
- For sink installations with 3-1/2" (8.9 cm) or 4" (10.2 cm) outlet
- Removable basket strainer with open/close stopper
- 1-1/2" connection

Codes/Standards Applicable

Specified model meets or exceeds the following:

- ASME A112.18.1
- CSA B125
- IAPMO/UPC

SINK STRAINER
K-8801
ALSO K-8799



Colors/Finishes

- CP: Polished Chrome
- PB: Polished Brass
- Other: Refer to Price Book for additional colors/finishes

Specified Model:

Model	Description	Colors/Finishes		
K-8799	Sink strainer less tailpiece	<input type="checkbox"/> CP	<input type="checkbox"/> PB	
K-8801	Sink strainer with tailpiece	<input type="checkbox"/> CP	<input type="checkbox"/> PB	<input type="checkbox"/> Other _____

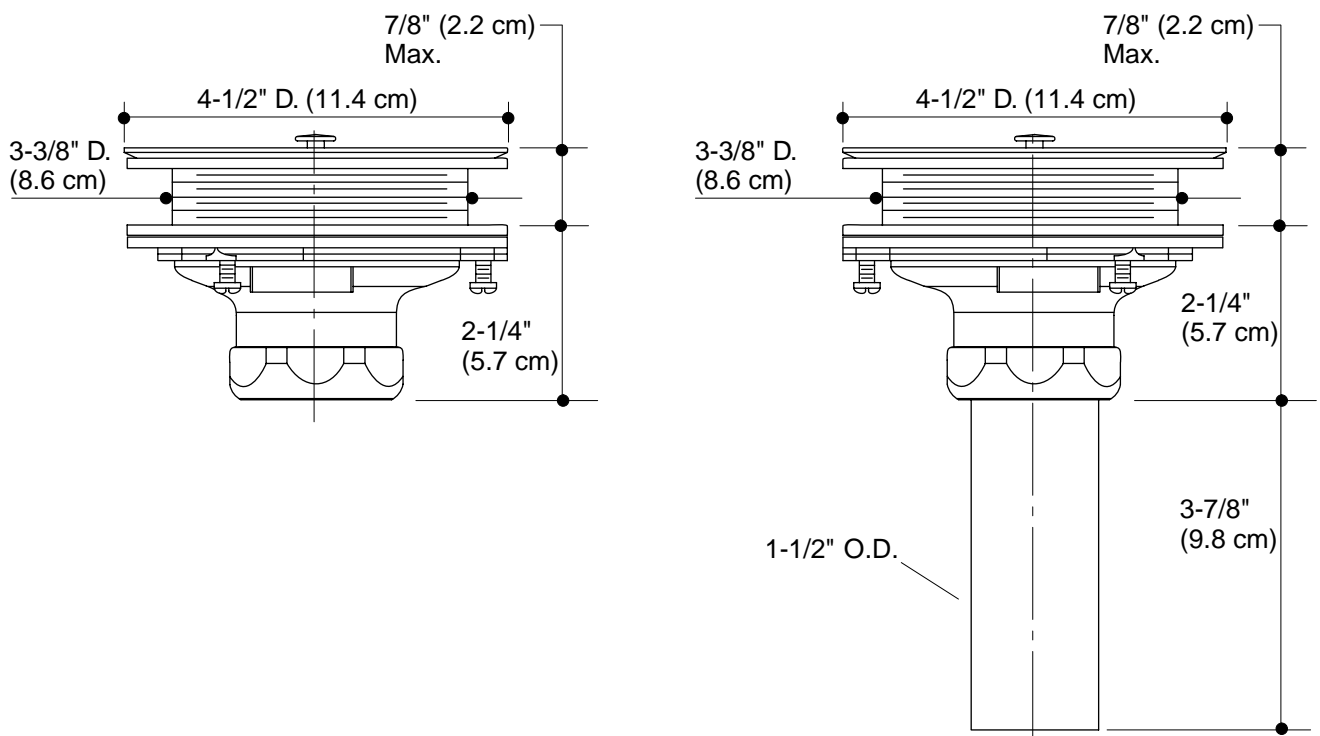
PRODUCT SPECIFICATION

Duostrainer sink strainer shall be of brass construction. Product shall feature removable basket strainer with an open/close stopper, and 1-1/2" connection. Product is intended for sink installations with 3-1/2" (8.9 cm) or 4" (10.2 cm) outlet. Optional feature shall be a brass tailpiece. Strainer shall be Kohler Model K-_____-_____.

DUOSTRAINER®

Installation Notes

Install this product in accordance with the installation instructions.

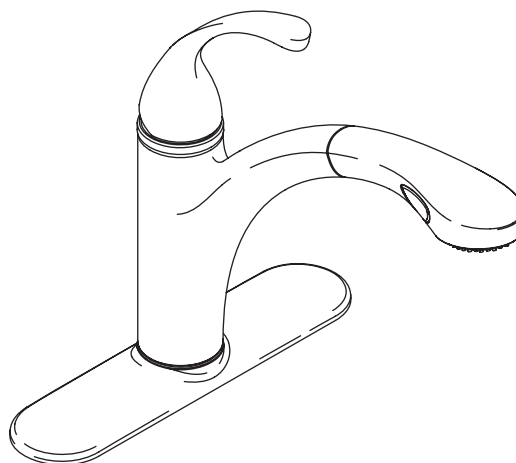


Product Diagram

Features

- Metal construction
- One-piece, self-contained ceramic disc valve allows both volume and temperature control
- Temperature memory allows faucet to be turned on and off at any temperature setting
- High-temperature limit stop for added safety
- 2.2 gpm (8.3 lpm) flow rate
- Lower flow aerator options are available (refer to the Kohler Price Book)
- Swing spout with integral pullout spray and hose
- Touch control for stream-to-spray water flow
- Integral backflow protection
- Lever handle
- 10-1/2" (26.7 cm) escutcheon plate for three-hole installation
- 2" (5.1 cm) diameter escutcheon for single-hole installation

PULLOUT SPRAY KITCHEN SINK FAUCET K-10433

ADA


Codes/Standards Applicable

Specified model meets or exceeds the following:

- ASME A112.18.1/CSA B125.1
- IAPMO/UPC
- Energy Policy Act of 1992 (EPACT)
- NSF 61
- ADA

Colors/Finishes

- CP: Polished Chrome
- Other: Refer to Price Book for additional colors/finishes

Specified Model:

Model	Description	Colors/Finishes	
K-10433	Kitchen faucet with pullout spray	<input type="checkbox"/> CP	<input type="checkbox"/> Other _____
Optional Accessories			
1012715	Deep rough-in kit Requires 1-7/16" (3.7 cm) to 1-1/2" (3.8 cm) diameter hole to accommodate 1-1/2" (3.8 cm) to 3-3/8" (8.6 cm) thick installations.	<input type="checkbox"/> N/A	

Product Specification

Single-control pullout spray kitchen sink faucet shall be of metal construction. Valve shall be a one-piece, self-contained ceramic disc valve and allows both volume and temperature control. Valve shall feature temperature memory, allowing the faucet to be turned on and off at any temperature setting. Valve shall include a high-temperature limit stop. Faucet shall be rated at 2.2 gallons (8.3 L) per minute. Faucet shall have lower flow aerator options. Faucet shall also feature stream-to-spray touch control. Faucet shall include swing spout with integral pullout sprayhead and hose, lever handle, integral backflow protection, 10-1/2" (26.7 cm) escutcheon plate for three hole installation, and 2" (5.1 cm) diameter escutcheon for single hole installation. Faucet shall be Kohler Model K-10433-_____.

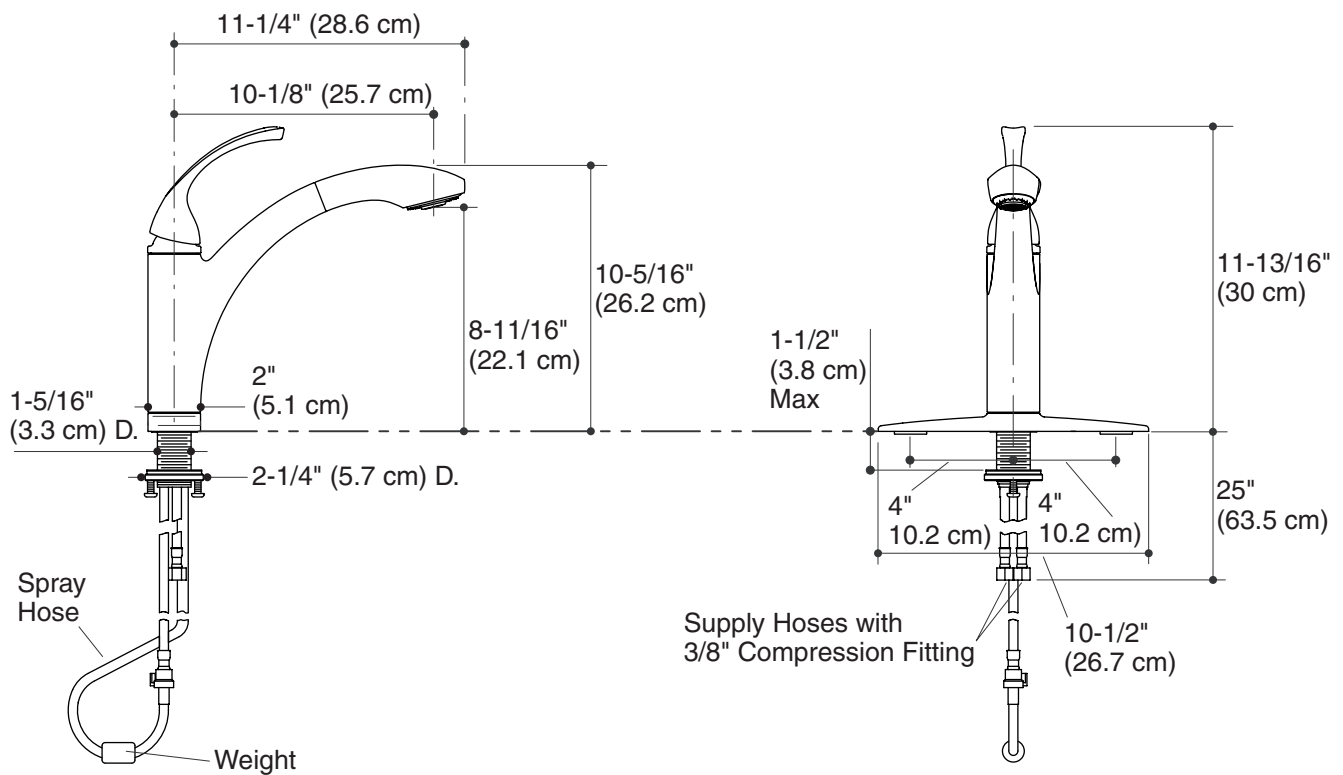
FORTÉ®

Technical Information

Applicable faucet:	
Kitchen faucet with pullout spray	K-10433
Lever handle is ADA compliant. ADA	

Installation Notes

Install this product according to the installation guide.



Product Diagram