



Executive Chef™

33" undermount double-bowl kitchen sink
K-5931-4U

Features

- 36" minimum base cabinet width
- Large/medium bowls
- 9-3/4" depth left bowl and 7-3/4" depth right bowl
- Three oversized faucet holes with one oversized accessory hole to the right
- Oversized holes allow for easy installation of faucets and accessories
- Offset faucet ledge

Material

- KOHLER® enameled cast iron

Installation

- Undermount

Recommended Products/Accessories

K-6001 Left-Bowl Sink Rack
K-8801 Sink drain and strainer with tailpiece
K-8799 Sink drain and strainer basket
K-23726 Drain treatment
K-23725 Cast iron cleaner
1411886 Undermount sink kit 23"

Optional Products/Accessories

K-6521 Sink Basket
K-6515 Cutting Board
K-11352 Disposal Flange with Stopper
K-9000 P-Trap



Codes/Standards




ASME A112.19.1/CSA B45.2

KOHLER® Enameled Cast Iron Kitchen and Bathroom Sink Lifetime Limited Warranty

See website for detailed warranty information.

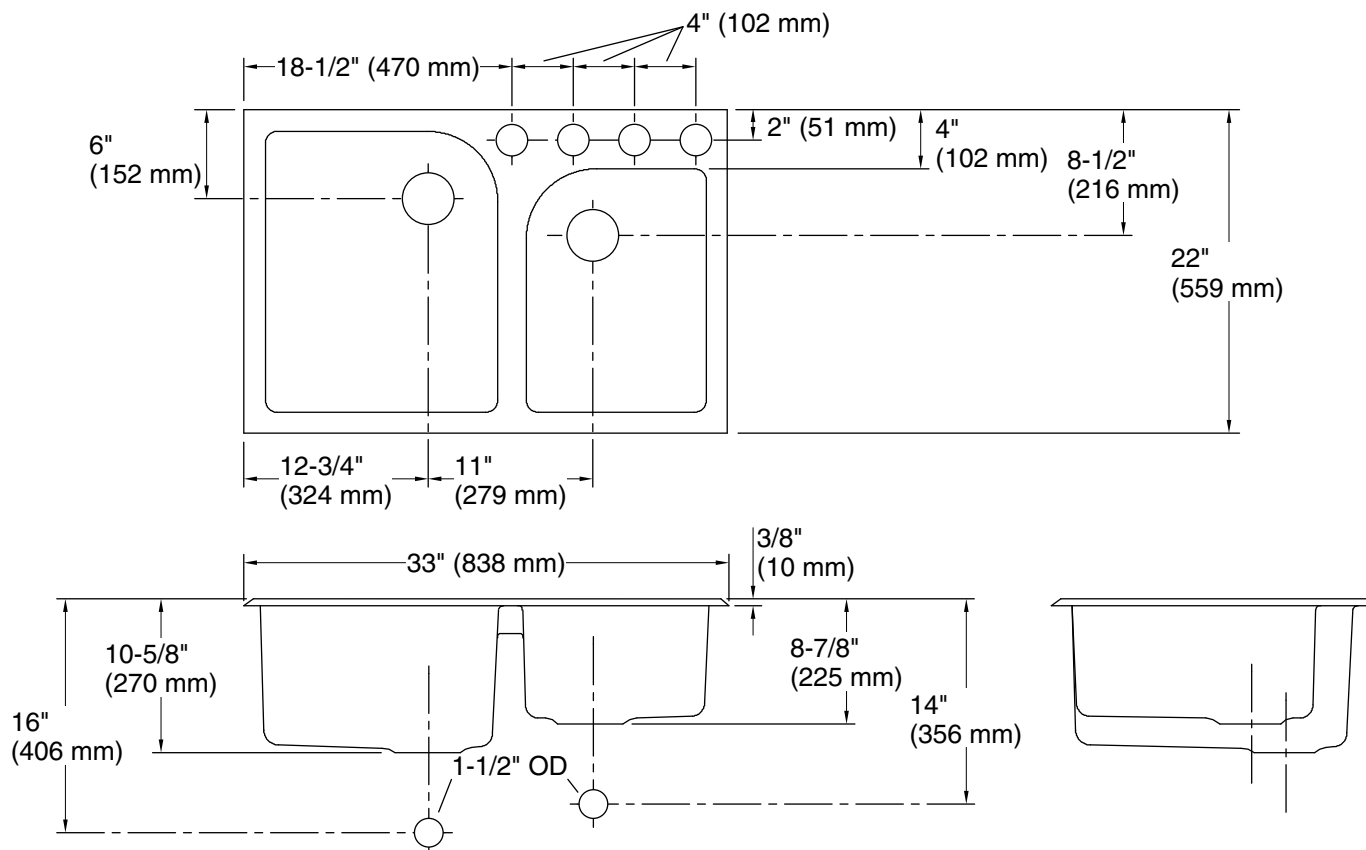
Available Colors/Finishes

Color tiles intended for reference only.

Color	Code	Description
	0	White
	96	Biscuit
	7	Black Black™



Executive Chef™
33" undermount double-bowl kitchen sink
K-5931-4U



Technical Information

All product dimensions are nominal.

Basin configuration: Large Bowl on Left

Center(s): 8" (203 mm)

Min. base cabinet width: 36" (914 mm)

Bowl area (Left): Length: 16" (406 mm)
Width: 19" (483 mm)
Bowl depth: 9-3/4" (248 mm)

Bowl area (Right): Length: 12" (305 mm)
Width: 17" (432 mm)
Bowl depth: 7-3/4" (197 mm)

Number of deck holes: 4

Faucet hole(s): 2-3/8" (60 mm)

Drain hole: 3-5/8" (92 mm)

Template: 116808-7, required, included

Notes

Install this product according to the installation instructions.