



Vault™ | K-3943

35-1/2" undermount single-bowl farmhouse kitchen sink

Features

- 36" (914 mm) minimum base cabinet width
- Single bowl
- 9" (229 mm) depth provides generous workspace
- Short apron allows sink to be used in most standard cabinetry or retrofitted to existing standard cabinetry
- Self-Trimming® apron overlaps cabinet face for easy installation and beautiful results
- Rear drain placement increases cabinet storage space underneath sink
- Includes installation hardware
- Sink drain with strainer sold separately



Sustainability



Available Colors/Finishes

Color tiles intended for reference only.

 NA Stainless Steel



1-800-4KOHLER (1-800-456-4537)
Kohler Co. reserves the right to make revisions without notice to product specifications.
For the most current specification sheet, go to www.kohler.com USA or www.kohler.ca Canada.
4-22-2026 11:1 - US-CA

THE BOLD LOOK
OF **KOHLER**®

Codes/Standards

ASME A112.19.3/CSA B45.4

Technical Information

All product dimensions are nominal.

Drain Hole Diameter:	3-11/16" (94 mm)
Minimum Base Cabinet Width:	36" (914 mm)
Basin Configuration:	Single Bowl
Basin Length:	32-1/2" (826 mm)
Basin Width:	17-3/16" (437 mm)
Basin Depth:	9" (229 mm)

Material

- Premium 18-gauge stainless steel
-

Recommended Products/Accessories

K-23726 Drain treatment

K-23729 Stainless steel cleaner

K-8801 Sink drain and strainer with tailpiece

K-8799 Sink drain and strainer basket, less tailpiece

K-11352 Disposal flange with stopper

K-6474 Stainless steel sink rack, 32" x 16-11/16" for 36" single-bowl apron-front sink

Warranty

See website for detailed warranty information.

KOHLER® Stainless Steel Sinks Lifetime Limited Warranty

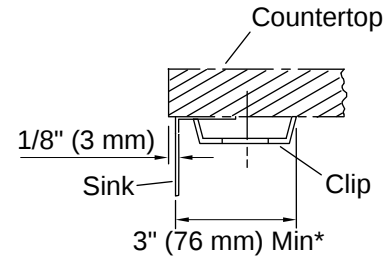
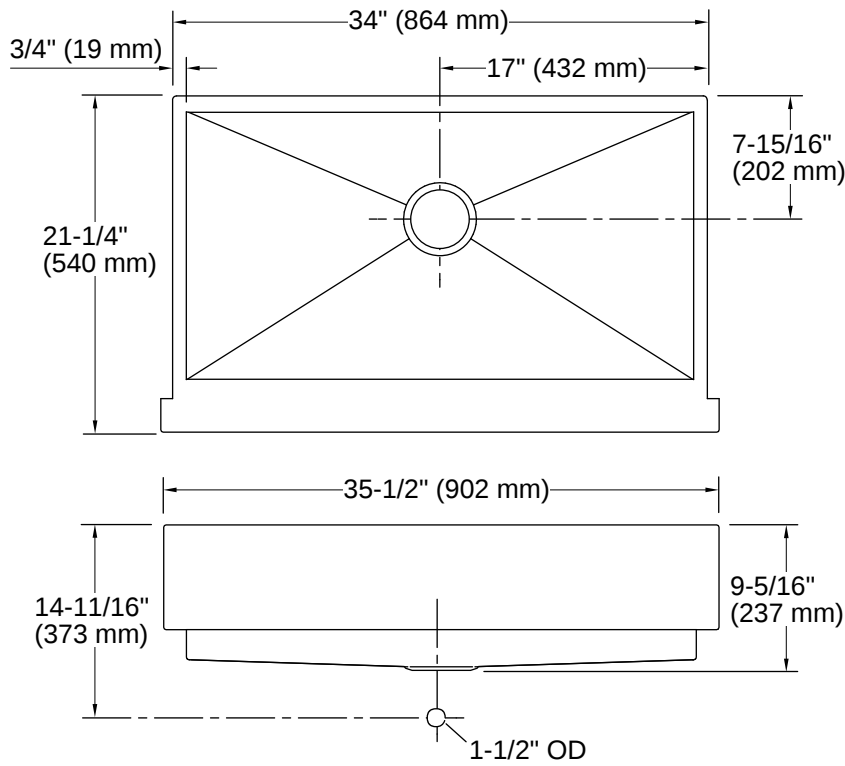


1-800-4KOHLER (1-800-456-4537)

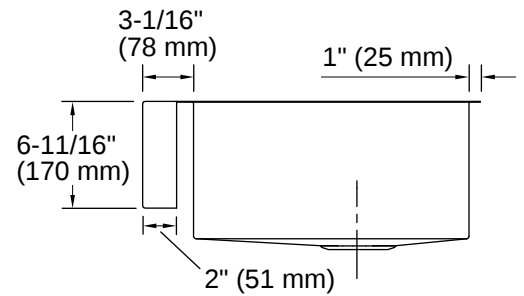
Kohler Co. reserves the right to make revisions without notice to product specifications.

For the most current specification sheet, go to www.kohler.com USA or www.kohler.ca Canada.

4-22-2026 11:1 - US-CA



*Allow clearance around the back sink rim for clip attachment.



Installation

- Undermount

Installation Notes

Install this product according to the installation instructions.

Allow a minimum of 3" (76 mm) clearance for the back 1" (25 mm) sink rim flange for clip attachment.

The 3/4" (19 mm) side rim flanges are supported without using the clip attachment. See the installation guide for further instructions.

