

Features

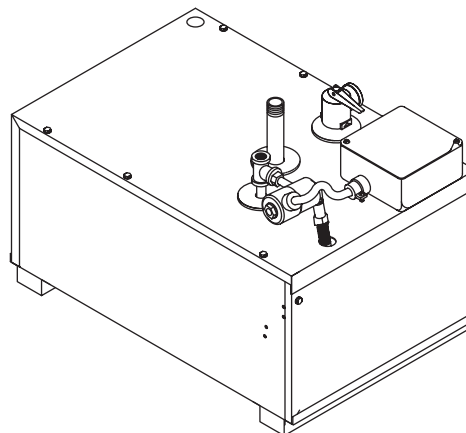
- Three-year warranty
- Steam generators can be installed up to 25' (7.6 m) away from steam bath area

Codes/Standards Applicable

Specified model meets or exceeds the following:

- UL 499
- CSA C22.2 No. 88

STEAM GENERATOR K-1696-NA ALSO K-1713-NA



Colors/Finishes

- NA: None applicable

Accessories:

- CP: Polished Chrome
- PB: Polished Brass
- Other: Refer to Price Book for additional colors/finishes

Specified Model

Model	Description	Colors/Finishes
K-1696-NA	13 kW steam generator with Power Clean® and fast start	<input type="checkbox"/> NA
K-1713-NA	15 kW steam generator with Power Clean® and fast start	<input type="checkbox"/> NA

Required Accessories				
K-1647-PC	Steam control kit, power clean	<input type="checkbox"/> CP	<input type="checkbox"/> PB	<input type="checkbox"/> Other _____

Product Specification:

The steam generator shall have a three-year warranty. Product shall be installed up to 25' (7.6 m) away from the steam bath area. Steam generator shall be Kohler Model K-_____-NA.

Technical Information

Water and drain requirements:	
Water supply	3/8" copper line, 3/8" NPT female thread
Steam line	1/2" copper line, 1/2" NPT female thread
Pressure relief valve	3/4" NPT female thread, valve supplied
Drain line	3/8" copper line, 3/8" NPT female thread, ball valve supplied
Generator:	
Weight	32 lbs (14.5 kg)
Electrical rating - 13 kW	240 V, 60 A, 50/60 Hz
Electrical rating - 15 kW	240 V, 70 A, 50/60 Hz

Required Electrical Service

Two dedicated circuits required:	
	Circuit Breaker
13 kW steam generator	240 V, 70 A, 50/60 Hz
15 kW steam generator	240 V, 100 A, 50/60 Hz

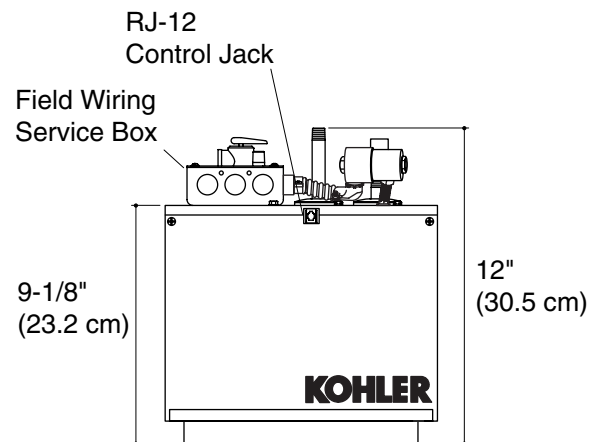
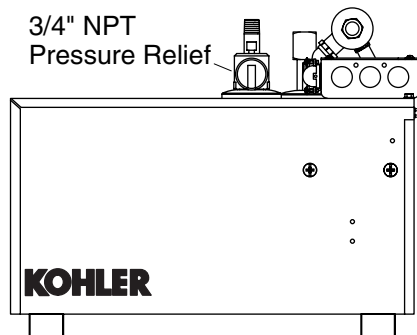
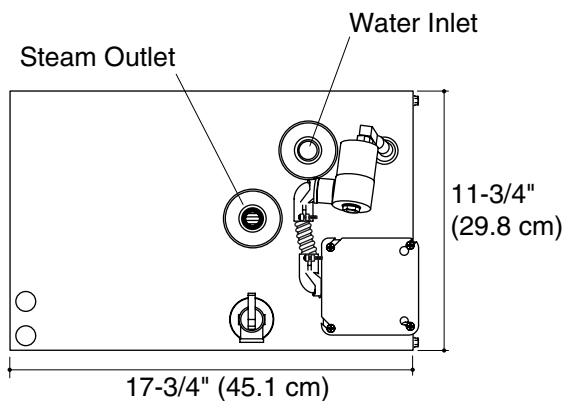
Installation Notes

Install this product according to the installation guide.

For this steam generator, do not exceed the maximum rating volume:

To determine the appropriate model for your installation, determine the cubic feet of your steam area by multiplying L x W x H. The K-1696-NA has a rating of 447 cu. ft. (13 cu. m). The K-1713-NA has a rating of 500 cu. ft. (14 cu. m). Always round up. For every foot of ceiling height over 8' (2.45 m) use the next larger steam unit.

Minimum required access is 20" (50.8 cm)
L x 13" (33" cm) H x 6-1/2" (16.5 cm) W.



Product Diagram