

### Features



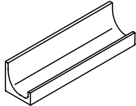
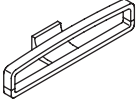
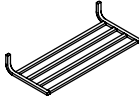
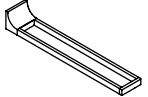
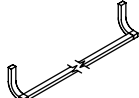
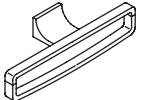
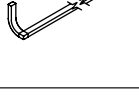
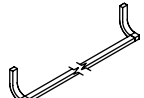
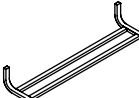
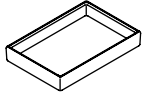
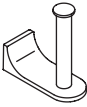
- Metal or glass construction
- Includes installation hardware
- Complements the Loure Suite

## ACCESSORIES K-11575 SERIES

### Colors/Finishes

- CP: Polished Chrome
- Other: Refer to Price Book for additional colors/finishes
- FRG: Frosted Glass
- WHG: White Glass

### Specified Model

Model Description Colors/Finishes		Model Description Colors/Finishes	
K-11575 Knob <input type="checkbox"/> CP <input type="checkbox"/> Other _____		K-11584 Toilet tissue holder, covered <input type="checkbox"/> CP <input type="checkbox"/> Other _____	
K-11576 Pull <input type="checkbox"/> CP <input type="checkbox"/> Other _____		K-11585 Robe hook <input type="checkbox"/> CP <input type="checkbox"/> Other _____	
K-11577 Towel shelf assembly <input type="checkbox"/> CP <input type="checkbox"/> Other _____		K-11586 Towel arm assembly <input type="checkbox"/> CP <input type="checkbox"/> Other _____	
K-11580 18" (45.7 cm) Towel bar <input type="checkbox"/> CP <input type="checkbox"/> Other _____		K-11587 Towel ring <input type="checkbox"/> CP <input type="checkbox"/> Other _____	
K-11581 24" (61 cm) Towel bar <input type="checkbox"/> CP <input type="checkbox"/> Other _____		K-11588 30" (76.2 cm) Towel bar <input type="checkbox"/> CP <input type="checkbox"/> Other _____	
K-11582 Double towel bar <input type="checkbox"/> CP <input type="checkbox"/> Other _____		K-11595 Soap dish <input type="checkbox"/> FRG <input type="checkbox"/> WHG	
K-11583 Toilet tissue holder, vertical <input type="checkbox"/> CP <input type="checkbox"/> Other _____			

### Product Specification

The accessories shall be made of metal or glass. Product shall include installation hardware. Product shall complement the Loure Suite. Accessory shall be K-\_\_\_\_-\_\_\_\_.

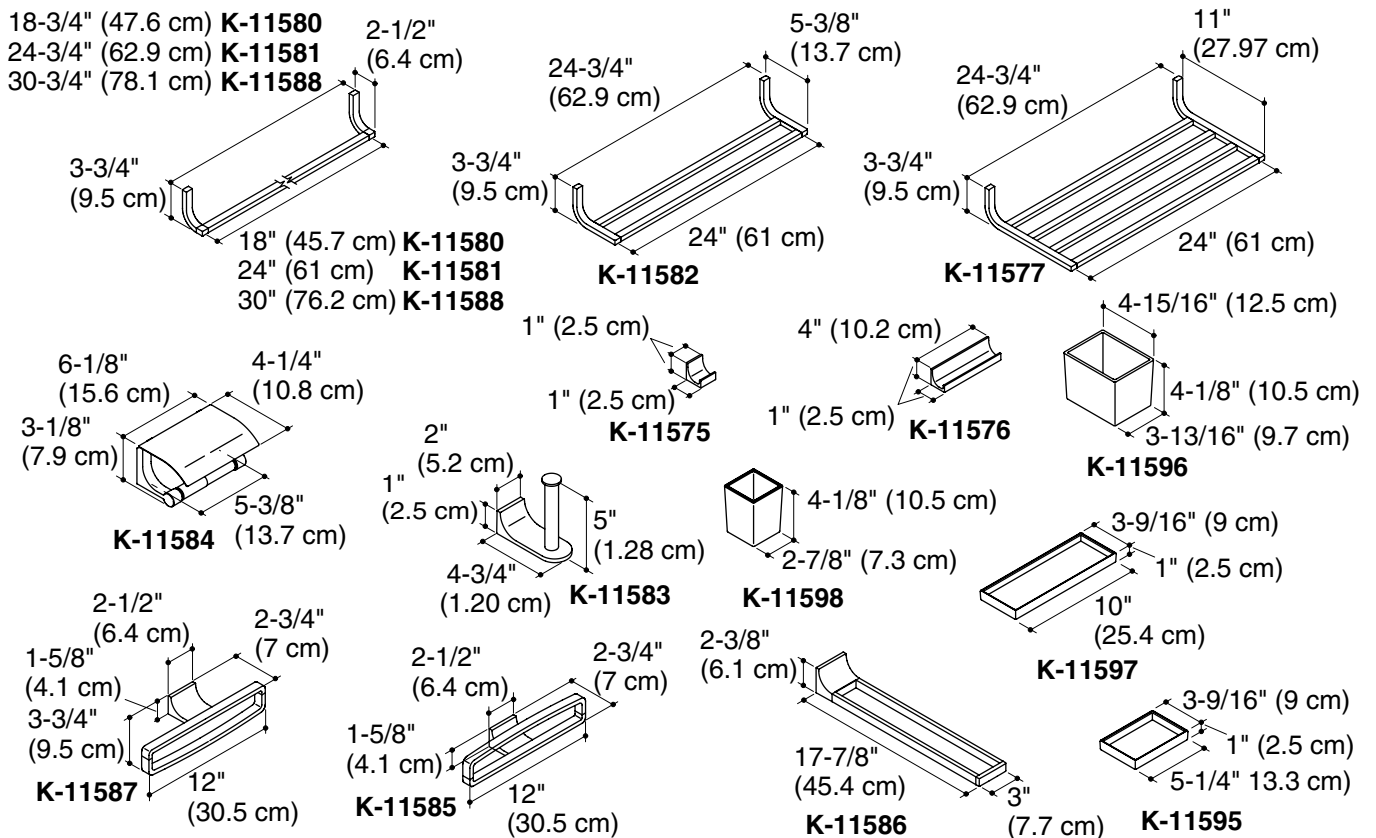
Model Description Colors/Finishes	
K-11596 Container □ FRG □ WHG	
K-11597 Tray □ FRG □ WHG	
K-11598 Tumbler □ FRG □ WHG	

## Installation Notes



**CAUTION: Risk of personal injury.** Do not install these products in any area where they are likely to be used inadvertently as a grab bar or support bar. These products are not designed or intended for use as a grab bar or support bar.

Install this product according to the installation guide.



## Product Diagram