

Features

- Performance showering packages offer increased functionality and simplify the ordering process.
- Single lever handle provides on/off activation and temperature setting with a single operation.
- Multifunction showerhead offers wide coverage, therapeutic massage, and soft aerated spray settings.
- Multifunction handshower offers wide soft coverage, soft pulse, and soft aerated spray settings.
- Includes handshower, showerhead, showerarm with diverter, shower hose, slidebar kit, and Rite-Temp valve trim.
- Coordinates with Devonshire faucets and accessories.
- KOHLER finishes resist corrosion and tarnishing.

Installation

- Wall-mount

Required Accessories

K-304/K-P304 Series Rite-Temp® Valves

Optional Accessories

GP1030932 Deep Roughing-In Kit

Components

Product includes:

- K-349 Slidebar Trim Kit
- K-9514 60" Shower Hose
- K-T397-4 Bath/Shower Valve Trim
- K-8524 30" Slidebar
- K-10591 Multifunction Showerhead
- K-9511
- 1055527 Handshower Relaxing



Codes/Standards

ASME A112.18.1/CSA B125.1

ASSE 1016




DOE - Energy Policy Act 1992

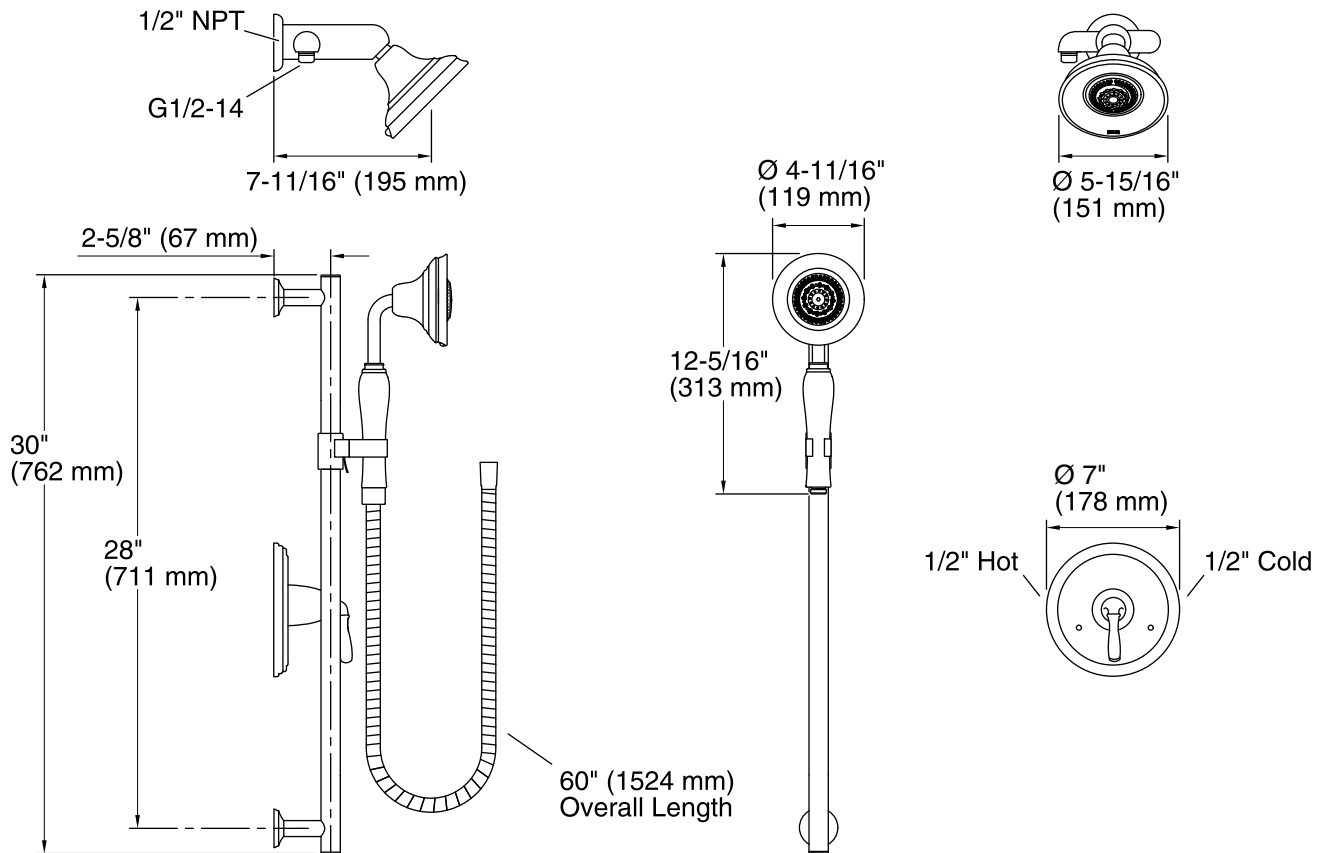
KOHLER® Faucet Lifetime Limited Warranty

See website for detailed warranty information.

Available Color/Finishes

Color tiles intended for reference only.

Color	Code	Description
	CP	Polished Chrome
	BN	Vibrant® Brushed Nickel
	2BZ	Oil-Rubbed Bronze



Technical Information

All product dimensions are nominal.

Handshower:

Rated maximum flow: 2.5 gal/min (9.5 l/min)

Pressure: 80 psi (5.5 bar)

Showerhead:

Rated maximum flow: 2.5 gal/min (9.5 l/min)

Pressure: 80 psi (5.5 bar)

Notes

Install this product according to the installation guide.

Install the Rite-Temp® valve according to the valve installation guide.

Avoid cross-flow conditions. Do not install shut-off device on either valve outlet.

Cap shower outlet if deck-mounted spout, diverter, or handshower is connected to the spout outlet.

Install straight pipe or tube drop of 7" (178 mm) to 18" (457 mm) with single elbow between valve and wall-mount spout.