



Highline®

Toilet tank, 1.6 gpf
K-44468

Features

- 1.6 gpf (6.0 lpf)
- Left-hand Polished Chrome trip lever
- Combines with a K-44197, K-44198, or K-44199 bowl
- Revolution 360® flushing technology generates a forceful swirling motion to keep the bowl clean longer
- AquaPiston® canister optimizes the flow out of the tank, harnessing gravity and the natural, powerful reducing cascade of water to increase the power and effectiveness of the flush
- Easy-to-flush canister design requires less force to actuate than a 3" (76 mm) flapper, and has 90% less exposed seal material which resists conditions that cause wear, tear, shrinkage and swelling

Installation

- Standard 12" (305 mm) rough-in

Recommended Products/Accessories

K-44199 Elongated toilet bowl
K-23726 Drain treatment



Codes/Standards




ASME A112.19.2/CSA B45.1

KOHLER® Toilets and Seats Limited Warranty

See website for detailed warranty information.

Available Colors/Finishes

Color tiles intended for reference only.

Color	Code	Description
	0	White
	96	Biscuit
	7	Black Black™



Highline®
Toilet tank, 1.6 gpf
K-44468

No image available.
This product is a component and not intended to be a standalone installation.

Technical Information

All product dimensions are nominal.

Toilet type:	Bowl-mount
Flush type:	AquaPiston
Trap passageway:	2-1/8" (54 mm)
Rough-in:	12" (305 mm)

Notes

Install this product according to the installation instructions.