



# Highline®

Two-piece elongated toilet, 1.28 gpf  
**K-43949-RA**

## Features

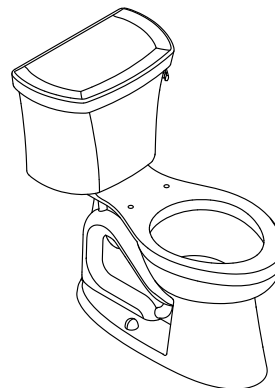
- Two-piece design
- Elongated bowl offers added room and comfort
- Comfort Height® feature offers chair-height seating that makes sitting down and standing up easier for most adults
- 1.28 gpf (4.8 lpf)
- Right-hand Polished Chrome trip lever
- 2-1/8" (54 mm) fully glazed trapway
- Revolution 360® flushing technology generates a forceful swirling motion to keep the bowl clean longer
- Sanitary guard where bowl and tank meet for ease of cleaning
- Weighs less than previous Highline models
- Combination consists of K-44199 bowl and K-44470-RA tank
- AquaPiston® canister optimizes the flow out of the tank, harnessing gravity and the natural, powerful reducing cascade of water to increase the power and effectiveness of the flush
- Easy-to-flush canister design requires less force to actuate than a 3" (76 mm) flapper, and has 90% less exposed seal material which resists conditions that cause wear, tear, shrinkage and swelling

## Installation

- 14" (356 mm) rough-in
- Seat and supply line sold separately

## Included Components

K-44199 Elongated toilet bowl  
K-44467-RA Toilet tank, 1.28 gpf



**ADA** **CSA B651** **OBC**

## Codes/Standards

ASME A112.19.2/CSA B45.1  
DOE - Energy Policy Act 1992  
EPA WaterSense®  
California Energy Commission (CEC)  
ADA  
ICC/ANSI A117.1  
CSA B651  
OBC


## KOHLER® Toilets and Seats Limited Warranty

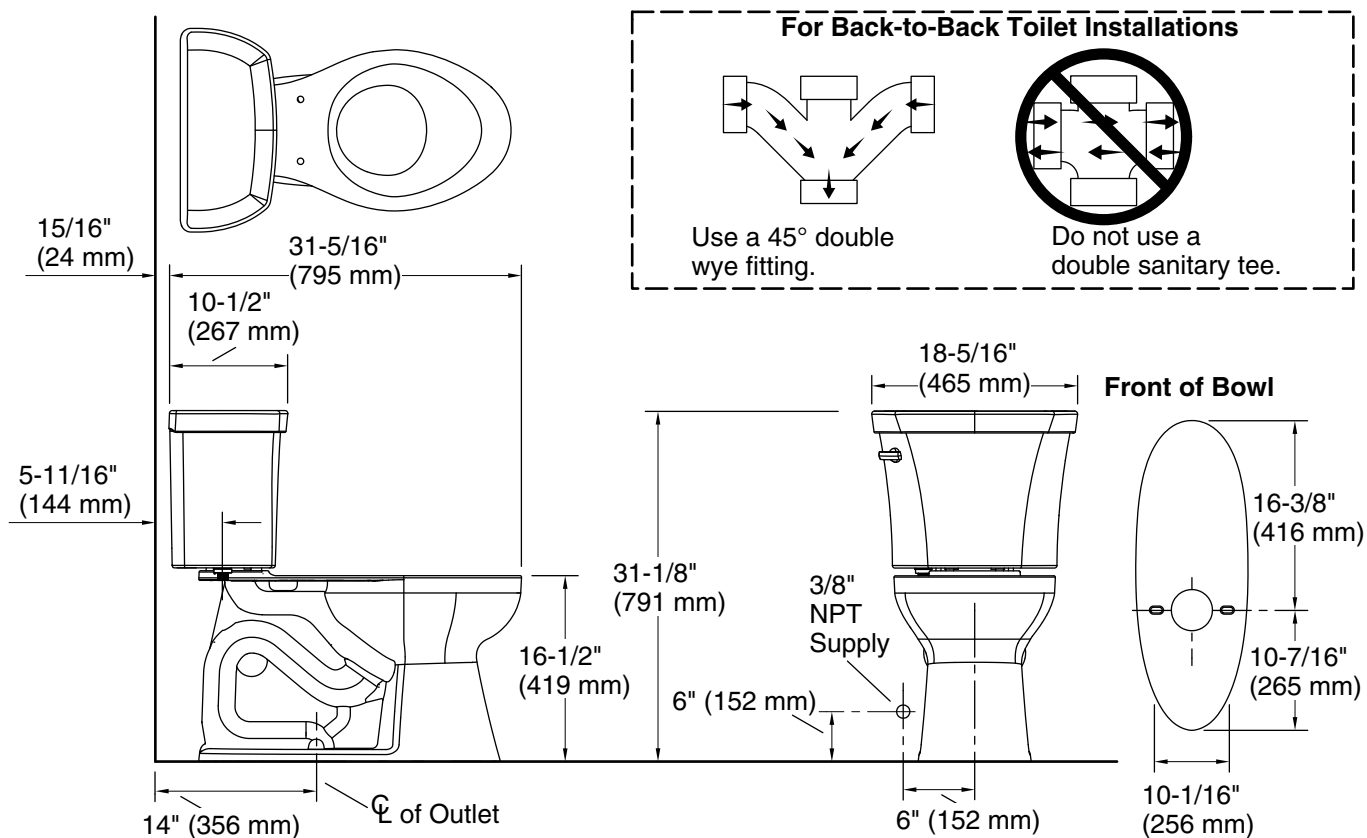
See website for detailed warranty information.

## Available Colors/Finishes

*Color tiles intended for reference only.*

### Color Code Description

	0	White
---	---	-------



## Technical Information

All product dimensions are nominal.

Toilet type:	Floor-mount
Waste Outlet:	Floor
Flush type:	AquaPiston
Trap passageway:	2-1/8" (54 mm)
Rim to water surface:	6-9/16" (166 mm)
Rough-in:	10" (254 mm)

## Notes

Install this product according to the installation instructions.

ADA, OBC, CSA B651 compliant when installed to the specific requirements of these regulations.

Plumbing codes may require elongated toilets and elongated, open-front seats in public bathrooms.

Accessibility standards may require controls to be located on the open side of the toilet.