



Highline®

Two-piece elongated toilet, 1.28 gpf
K-43949

Features

- Two-piece design
- Elongated bowl offers added room and comfort
- Comfort Height® feature offers chair-height seating that makes sitting down and standing up easier for most adults
- 1.28 gpf (4.8 lpf)
- Left-hand Polished Chrome trip lever
- 2-1/8" (54 mm) fully glazed trapway
- Revolution 360® flushing technology generates a forceful swirling motion to keep the bowl clean longer
- Sanitary guard where bowl and tank meet for ease of cleaning
- Weighs less than previous Highline models
- Combination consists of K-44199 bowl and K-44470 tank
- AquaPiston® canister optimizes the flow out of the tank, harnessing gravity and the natural, powerful reducing cascade of water to increase the power and effectiveness of the flush
- Easy-to-flush canister design requires less force to actuate than a 3" (76 mm) flapper, and has 90% less exposed seal material which resists conditions that cause wear, tear, shrinkage and swelling

Installation

- 14" (356 mm) rough-in
- Seat and supply line sold separately

Recommended Products/Accessories

K-4636-RL Cachet® ReadyLatch® Quiet-Close™ elongated toilet seat
K-18751 PureWash® E525 Elongated bidet toilet seat
K-9379 Trip Lever

Included Components

K-44199 Elongated toilet bowl
K-44470 Toilet tank, 1.28 gpf



ADA **CSA B651** **OBC**

Codes/Standards




ASME A112.19.2/CSA B45.1
DOE - Energy Policy Act 1992
EPA WaterSense®
California Energy Commission (CEC)
ADA
ICC/ANSI A117.1
CSA B651
OBC

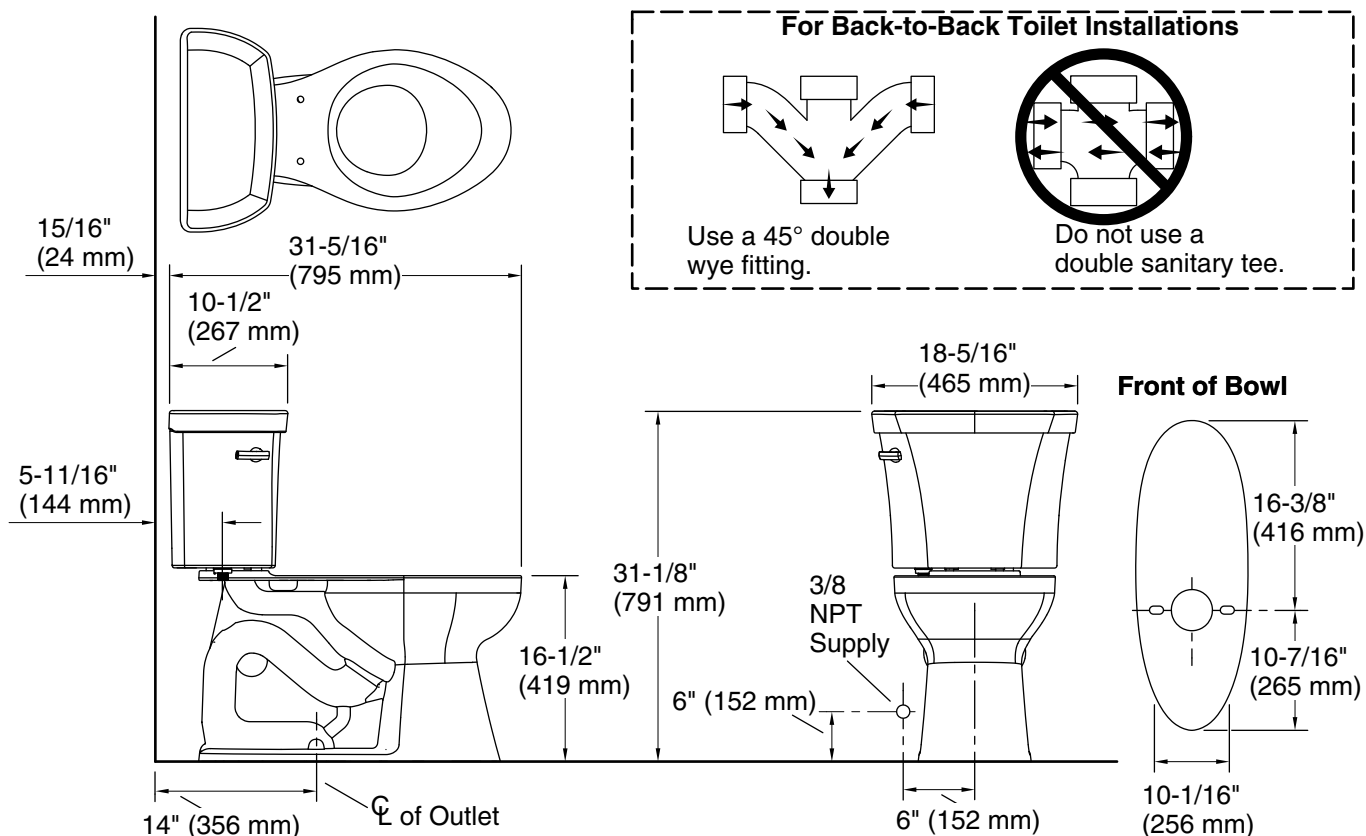
KOHLER® Toilets and Seats Limited Warranty

See website for detailed warranty information.

Available Colors/Finishes

Color tiles intended for reference only.

Color	Code	Description
	0	White
	96	Biscuit
	7	Black Black™



Technical Information

All product dimensions are nominal.

Toilet type:	Floor-mount
Waste Outlet:	Floor
Flush type:	AquaPiston
Trap passageway:	2-1/8" (54 mm)
Rim to water surface:	6-9/16" (166 mm)
Rough-in:	14" (356 mm)

Notes

Install this product according to the installation instructions.

ADA, OBC, CSA B651 compliant when installed to the specific requirements of these regulations.

Plumbing codes may require elongated toilets and elongated, open-front seats in public bathrooms.

Accessibility standards may require controls to be located on the open side of the toilet.