

**Features**

- A single handle controls both on/off activation and temperature setting
- Box includes: Shower arm and flange, faceplate with lever handle
- Showerhead sold separately
- Coordinates with other products in the Venza collection

**Material**

- Premium material construction with metal handle ensures reliability and durability
- KOHLER finishes resist corrosion and tarnishing

**Installation**

- Requires K-8304 or K-28304 series valve (sold separately)

**Required Products/Accessories**

K-8304 Series Rite-Temp® Valve & Cartridge Kits

**Recommended Products/Accessories**

K-23723 Faucet cleaner

**Optional Products/Accessories**

K-10350 Deep rough-in kit

K-10351 Test cap for K-8300 Series valve bodies



**Codes/Standards**




ASME A112.18.1/CSA B125.1

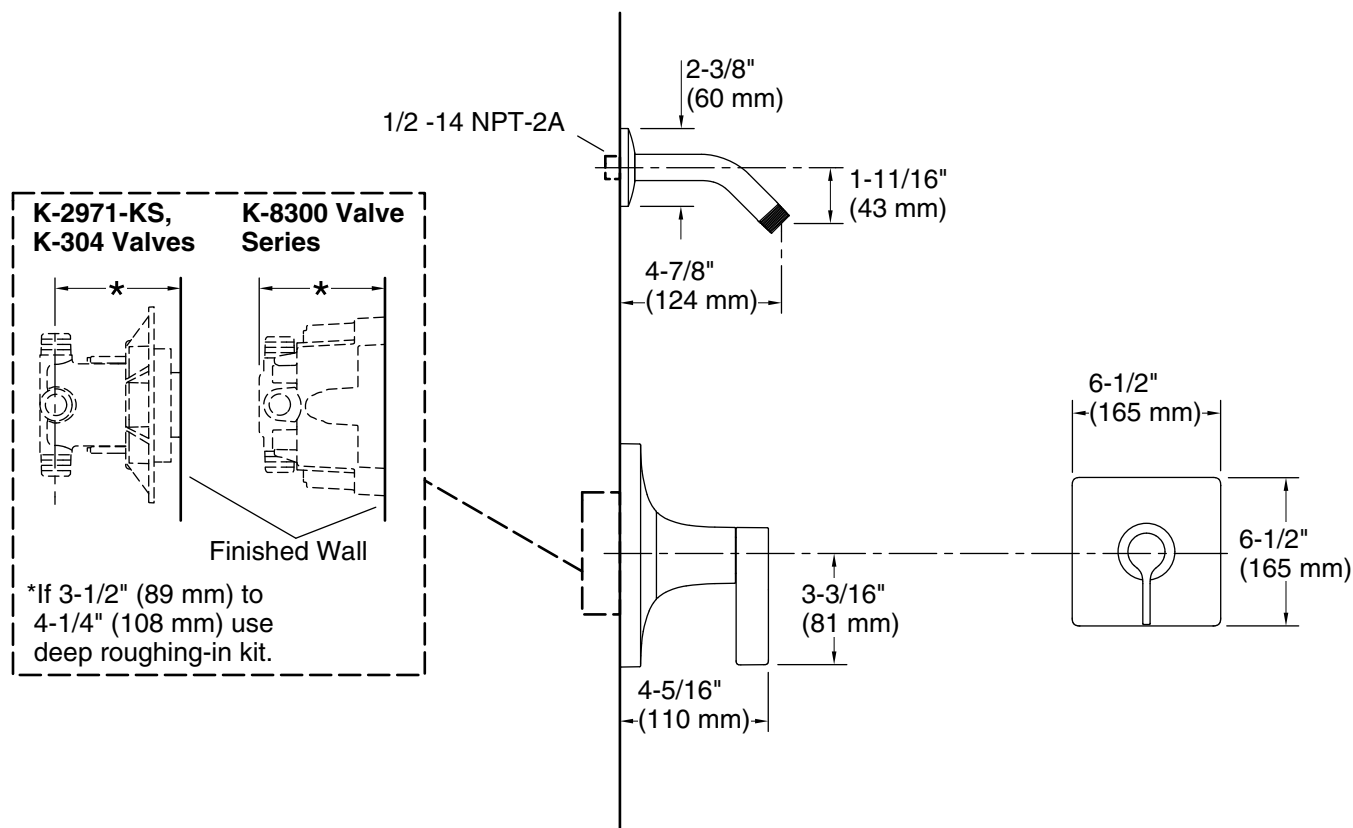
**KOHLER® Faucet Lifetime Limited Warranty**

See website for detailed warranty information.

**Available Colors/Finishes**

*Color tiles intended for reference only.*

Color	Code	Description
	CP	Polished Chrome
	BN	Vibrant® Brushed Nickel
	BL	Matte Black



#### Technical Information

All product dimensions are nominal.

Drain included: No

#### Spout:

#### Notes

Install this product according to the installation guide.

NOTICE: Risk of product damage. Long screws, for installing trim, can damage the K-2971-KS valve. Consult the trim installation guide to verify if the thin wall installation kit (88526) is needed.

Install straight pipe or tube drop of 7" (178 mm) to 18" (457 mm) with single elbow between the valve and the wall-mount spout.