



Cimarron®

Two-piece elongated toilet, 1.6 gpf
K-31620-DRY

Features

- Two-piece design
- Elongated bowl offers added room and comfort
- Comfort Height® feature offers chair-height seating that makes sitting down and standing up easier for most adults
- 1.6 gpf (6.0 lpf)
- Left-hand Polished Chrome trip lever
- 2-1/8" (54 mm) fully glazed trapway
- Revolution 360® flushing technology generates a forceful swirling motion to keep the bowl clean longer
- Sanitary guard where bowl and tank meet for ease of cleaning
- CleanCoat™ surface treatment inhibits the growth of water scale and mineral stains for improved ease of cleaning
- Precision-engineered patented tank, bowl, and trapway create strong siphon during flushing
- AquaPiston® canister optimizes the flow out of the tank, harnessing gravity and the natural powerful reducing cascade of water to increase the power and effectiveness of the flush
- Easy-to-flush canister design requires less force to actuate than a 3" (76 mm) flapper, and has 90% less exposed seal material which resists conditions that cause wear, tear, shrinkage and swelling

Installation

- DryLock® system saves installation time and helps prevent water leakage
- Standard 12" (305 mm) rough-in
- Seat and supply line sold separately

Recommended Products/Accessories

K-4108 PureWash® E750 Elongated bidet toilet seat with remote control
K-5420 Low-Profile Bolt Caps
K-25986-L Left-hand trip lever

Included Components

K-31588 Elongated toilet bowl
K-31614-DRY



ADA **CSA B651** **OBC**

Codes/Standards

ASME A112.19.2/CSA B45.1
DOE - Energy Policy Act 1992
ADA
ICC/ANSI A117.1
CSA B651
OBC
IAPMO Certification



KOHLER® Toilets and Seats Limited Warranty

See website for detailed warranty information.

Available Colors/Finishes

Color tiles intended for reference only.

Color Code Description

	0	White
	96	Biscuit

1-800-4KOHLER (1-800-456-4537)

Kohler Co. reserves the right to make revisions without notice to product specifications.

For the most current Specification Sheet, go to www.kohler.com USA or www.kohler.ca Canada

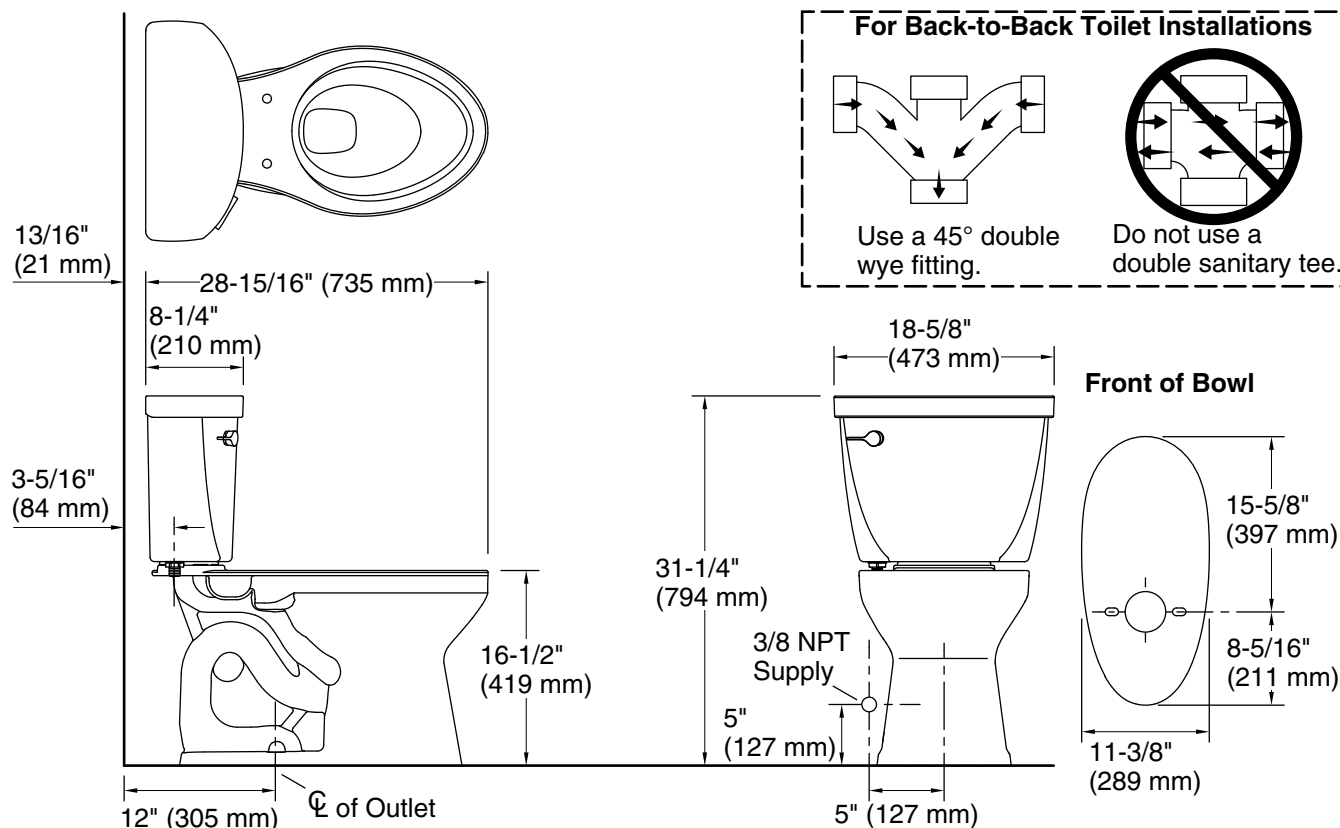
8-8-2024 21:02 - US/CA

THE BOLD LOOK
OF **KOHLER®**

KOHLER®

Cimarron®

Two-piece elongated toilet, 1.6 gpf
K-31620-DRY



Technical Information

All product dimensions are nominal.

Toilet type:	Floor-mount
Waste Outlet:	Floor
Flush type:	Revolution 360, AquaPiston
Trap passageway:	2-1/8" (54 mm)
Water surface size:	10-3/8" x 8-1/8" (264 mm x 206 mm)
Rim to water surface:	6-1/2" (166 mm)
Rough-in:	12" (305 mm)
Seat-mounting holes:	5-1/2" (140 mm)

Notes

Install this product according to the installation instructions.

ADA, OBC, CSA B651 compliant when installed to the specific requirements of these regulations.

Plumbing codes may require elongated toilets and elongated, open-front seats in public bathrooms.

Accessibility standards may require controls to be located on the open side of the toilet.

1-800-4KOHLER (1-800-456-4537)

Kohler Co. reserves the right to make revisions without notice to product specifications.

For the most current Specification Sheet, go to www.kohler.com USA or www.kohler.ca Canada

8-8-2024 21:02 - US/CA

THE BOLD LOOK
OF **KOHLER®**