



Memoirs® Stately

Toilet tank, 1.28 gpf
K-4434

Features

- Left-hand Polished Chrome trip lever
- Combines with the K-4387 bowl to create a complete K-3933 Memoirs toilet
- Coordinates with other products in the Memoirs collection
- Class Five® canister optimizes the flow out of the tank, harnessing gravity and the natural powerful reducing cascade of water to increase the power and effectiveness of the flush
- 1.28 gpf (4.8 lpf)

Installation

- Supply line sold separately

Recommended Products/Accessories

K-4387 Round-front toilet bowl
K-23726 Drain treatment



Codes/Standards










ASME A112.19.2/CSA B45.1
EPA WaterSense®
IAPMO Certification

KOHLER® Toilets and Seats Limited Warranty

See website for detailed warranty information.

Available Colors/Finishes

Color tiles intended for reference only.

Color	Code	Description
	0	White
	96	Biscuit
	NY	Dune
	95	Ice™ Grey
	7	Black Black™
	17	Teal
	42	Aspen Green
	H15	Spring Green
	V10	Peachblow

1-800-4KOHLER (1-800-456-4537)

Kohler Co. reserves the right to make revisions without notice to product specifications.

For the most current Specification Sheet, go to www.kohler.com USA or www.kohler.ca Canada

2-22-2024 10:29 - US

THE BOLD LOOK
OF **KOHLER**®



Memoirs® Stately
Toilet tank, 1.28 gpf
K-4434

No image available.
This product is a component and not intended to be a standalone installation.

Technical Information

All product dimensions are nominal.

Toilet type: Bowl-mount

Flush type: Class Five

Notes

Install this product according to the installation instructions.

Features

- Vitreous china
- Comfort Height Elongated bowl
- 2-1/8" (54 mm) fully glazed trapway
- 12" (305 mm) rough-in
- Combines with the K-4433 or K-4434 tank to create a complete K-3816 or K-3817 toilet



Codes/Standards








ASME A112.19.2/CSA B45.1

KOHLER® One-Year Limited Warranty

See website for detailed warranty information.

Available Color/Finishes

Color tiles intended for reference only.

Color	Code	Description
	0	White
	96	Biscuit
	47	Almond
	NY	Dune
	95	Ice™ Grey
	G9	Sandbar
	7	Black Black™

No image available.

This product is a component and not intended to be a standalone installation.

Technical Information

All product dimensions are nominal.

Toilet type:	Two-piece, Floor-mount
Waste Outlet:	Floor
Bowl shape:	Elongated front
Flush type:	AquaPiston
Trap passageway:	2-1/8" (54 mm)
Rough-in:	12" (305 mm)
Seat-mounting holes:	5-1/2" (140 mm)

Notes

Install this product according to the installation instructions.

Features

- Continuously heated water for consistent comfort
- Front and rear wash modes provide warm water for cleansing
- Adjustable water temperature and water pressure
- Choose oscillating or pulsating spray
- Sleek, handheld remote control with two programmable user presets
- Self-cleaning function uses UV light to automatically clean the wand surfaces
- Motion-activated, hands-free opening/closing of cover
- Boost spray automatically adjusts rear spray mode to highest pressure
- Child mode with soft, gentle wash provides a safe experience
- Heated seat with adjustable temperature settings
- Warm-air drying system with adjustable temperature settings
- Automatic deodorization function for odor control
- LED lighting illuminates the bowl to serve as a nightlight
- Energy-save function
- Ergonomically designed for comfortable seating
- Quiet-Close™ elongated lid and seat prevents slamming
- Quick-Release™ functionality allows seat to be removed easily from toilet for convenient cleaning
- Grip-Tight bumpers hold seat firmly in place
- Fits most elongated toilets

Material

- Plastic construction

Installation

- Requires connection to toilet water supply line
- Requires dedicated electrical GFCI circuit (120V, 15A, 60Hz)

Included Components

Additional Components:

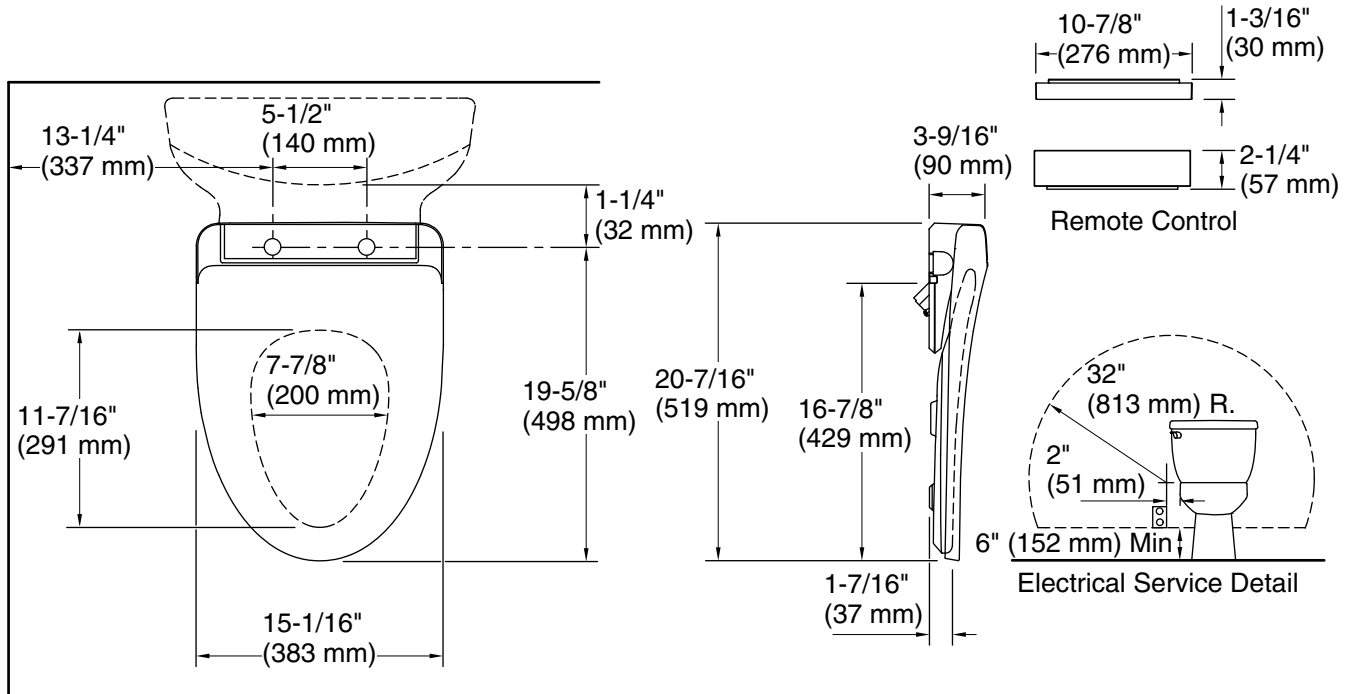
- Inlet water supply hose
- Remote
- Seat mounting bracket
- T-fitting

Codes/Standards

ASME A112.4.2/CSA B45.16
UL 1431
CSA C22.2 No. 68
CSA C22.2 No. 64

KOHLER® Intelligent Toilet and C3® Cleansing Seat Three-Year Limited Warranty

See website for detailed warranty information.



Required Electrical Service

One dedicated circuit required, protected with Class A Ground-Fault Circuit-Interrupter (GFCI). Outside North America, this device may be known as a Residual Current Device (RCD).

120 V, 7.25 A, 60 Hz

Technical Information

All product dimensions are nominal.

Seat shape type: Elongated
Seat front type: Closed-front
Seat-mounting holes: 5-1/2" (140 mm)
Power cord length: 47-1/4" (1200 mm)

Notes

Install this product according to the installation instructions.

To avoid possible product malfunction, do not plug in the seat until instructed to do so.

Locate the receptacle at least 6" (152 mm) above the floor, and within a 32" (813 mm) radius measured 2" (51 mm) from the bowl ledge.

Do not use an extension cord with this product.

Do not install this seat in a location where: (1) water might be splashed on the product or (2) excessive moisture, high humidity levels, or condensation is present. This will avoid damage to the electronic components.