



Memoirs® Stately

Toilet tank, 1.28 gpf
K-4434

Features

- Left-hand Polished Chrome trip lever
- Combines with the K-4387 bowl to create a complete K-3933 Memoirs toilet
- Coordinates with other products in the Memoirs collection
- Class Five® canister optimizes the flow out of the tank, harnessing gravity and the natural powerful reducing cascade of water to increase the power and effectiveness of the flush
- 1.28 gpf (4.8 lpf)

Installation

- Supply line sold separately

Recommended Products/Accessories

K-4387 Round-front toilet bowl
K-23726 Drain treatment



Codes/Standards

ASME A112.19.2/CSA B45.1
EPA WaterSense®
IAPMO Certification

KOHLER® Toilets and Seats Limited Warranty

See website for detailed warranty information.

Available Colors/Finishes

Color tiles intended for reference only.

Color	Code	Description
	0	White
	96	Biscuit
	NY	Dune
	95	Ice™ Grey
	7	Black Black™
	17	Teal
	42	Aspen Green
	H15	Spring Green
	V10	Peachblow

1-800-4KOHLER (1-800-456-4537)

Kohler Co. reserves the right to make revisions without notice to product specifications.

For the most current Specification Sheet, go to www.kohler.com USA or www.kohler.ca Canada

2-22-2024 10:29 - US

THE BOLD LOOK
OF **KOHLER**®



Memoirs® Stately
Toilet tank, 1.28 gpf
K-4434

No image available.
This product is a component and not intended to be a standalone installation.

Technical Information

All product dimensions are nominal.

Toilet type: Bowl-mount

Flush type: Class Five

Notes

Install this product according to the installation instructions.

Features

- Vitreous china
- Comfort Height Elongated bowl
- 2-1/8" (54 mm) fully glazed trapway
- 12" (305 mm) rough-in
- Combines with the K-4433 or K-4434 tank to create a complete K-3816 or K-3817 toilet



Codes/Standards








ASME A112.19.2/CSA B45.1

KOHLER® One-Year Limited Warranty

See website for detailed warranty information.

Available Color/Finishes

Color tiles intended for reference only.

Color	Code	Description
	0	White
	96	Biscuit
	47	Almond
	NY	Dune
	95	Ice™ Grey
	G9	Sandbar
	7	Black Black™

No image available.

This product is a component and not intended to be a standalone installation.

Technical Information

All product dimensions are nominal.

Toilet type:	Two-piece, Floor-mount
Waste Outlet:	Floor
Bowl shape:	Elongated front
Flush type:	AquaPiston
Trap passageway:	2-1/8" (54 mm)
Rough-in:	12" (305 mm)
Seat-mounting holes:	5-1/2" (140 mm)

Notes

Install this product according to the installation instructions.

Features

- Hybrid heater provides continuously heated water for consistent comfort.
- Stainless steel wand with automatic UV-light self-sanitization.
- Sleek, handheld remote control with two programmable user presets.
- LED lighting illuminates the bowl to serve as a nightlight.
- Heated seat with five temperature settings.
- Front and rear wash modes provide warm water for cleansing.
- Adjustable water temperature and water pressure.
- Quiet-Close™ lid closes slowly and quietly without slamming.
- Quick-Release™ hinges allow seat to be unlatched from toilet for easy removal and convenient cleaning; no tools required.
- Toilet seats are not returnable to Kohler Co. if opened or outside of original packaging.

Material

- Plastic.

Installation

- Requires connection to toilet water supply line. All hoses and connections are included.

Recommended Products/Accessories

K-3814 Skirted Trapway Two-Piece Toilet
K-3814-RA Skirted Trapway Two-Piece Toilet
K-5172 Comfort Height® Toilet
K-5172-RA Comfort Height® Toilet
K-3551 Comfort Height® Toilet
K-3619 Comfort Height® Toilet
K-3619-RA Comfort Height® Toilet

Included Components

Additional Components:
Inlet water supply hose
Seat mounting bracket
T-fitting



Codes/Standards

ASME A112.4.2/CSA B45.16
UL 1431
CSA C22.2 No. 64
CSA C22.2 No. 68

KOHLER® Intelligent Toilet and C3® Cleansing Seat Three-Year Limited Warranty

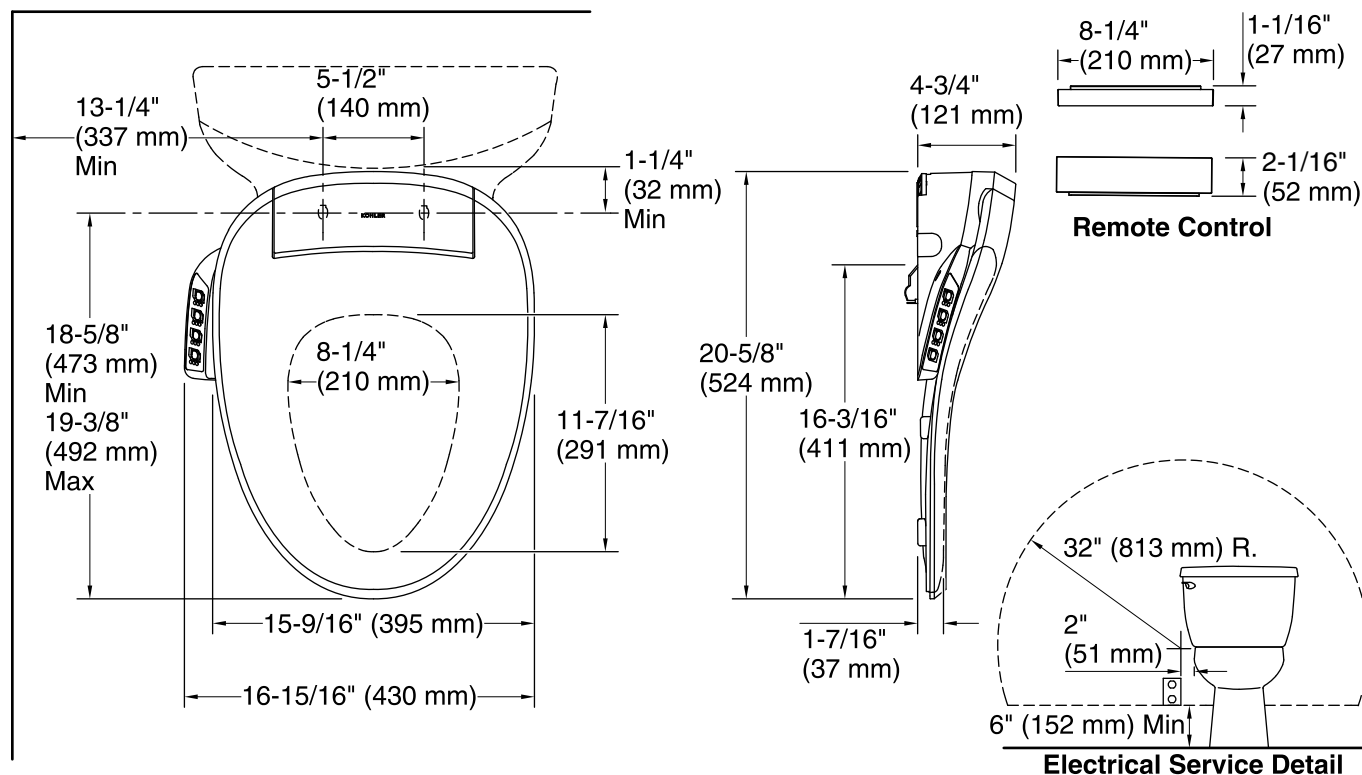
See website for detailed warranty information.

Available Colors/Finishes

Color tiles intended for reference only.

Color	Code	Description
-------	------	-------------

	0	White
--	---	-------



Required Electrical Service

One dedicated circuit required, protected with Class A Ground-Fault Circuit-Interrupter (GFCI). Outside North America, this device may be known as a Residual Current Device (RCD).
 120 V, 15 A, 60 Hz

Technical Information

All product dimensions are nominal.

Seat shape type: Elongated
 Seat front type: Closed-front
 Seat-mounting holes: 5-1/2" (140 mm)
 Power cord length: 43" (1092 mm)

Notes

- Install this product according to the installation instructions.
- Connect the seat to a cold water supply of drinking quality water at a pressure of 20 psi - 80 psi (139 kPa - 551 kPa).
- Do not install this seat in a location where: (1) water might be splashed on the product or (2) excessive moisture, high humidity levels, or condensation is present. This will avoid damage to the electronic components.
- Do not use an extension cord with this product.
- To avoid possible product malfunction, do not plug in the seat until instructed to do so.
- Locate the receptacle at least 6" (152 mm) above the floor, and within a 32" (813 mm) radius measured 2" (51 mm) from the bowl ledge.