

Features

- Vitreous china
- Class Five® flushing system
- Includes left-hand polished chrome trip lever
- 1.28 gpf (4.8 lpf)
- Less supply line
- Combines with the K-4199 bowl to create a complete K-3999 Highline toilet
- Coordinates with other products in the Wellworth collection

Technology

- Single-flush gravity uses the force of gravity and a precision-engineered tank to create a strong siphon during flushing
- Canister flush valve optimizes flush performance and resists warping and deterioration
- Class Five® flushing technology offers plug- and leak-free performance, extraordinary flushing, and better rinsing power for a cleaner bowl

Water Conservation & Rebates

- WaterSense® toilets meet strict EPA flushing guidelines, including using at least 20 percent less water than 1.6-gallon toilets
- Eligible for consumer rebates in some municipalities

Optional Accessories

K-1954 Touchless Toilet Flush Kit



Codes/Standards





ASME A112.19.2/CSA B45.1

KOHLER® One-Year Limited Warranty

See website for detailed warranty information.

Available Color/Finishes

Color tiles intended for reference only.

Color	Code	Description
	0	White
	96	Biscuit
	47	Almond
	7	Black Black™

No image available.

This product is a component and not intended to be a standalone installation.

Technical Information

All product dimensions are nominal.

Toilet type: Two-piece

Notes

Install this product according to the installation instructions.



Highline® Tall

Elongated tall toilet bowl
K-22661

Features

- Elongated bowl offers added room and comfort.
- Highline® Tall bowl offers seating 2" higher than Comfort Height® for enhanced comfort, ease of sitting and standing, and gracious accessibility.
- Combines with a K-4467 tank to create a complete K-25224 toilet.

Installation

- Standard 12" (305 mm) rough-in.
- Three-bolt quick-connect installation.
- Seat not included.

Recommended Products/Accessories

K-23726 Drain treatment
K-23724 Toilet cleaner & disinfectant
K-23734 Toilet bowl cleaner & disinfectant



Codes/Standards




ASME A112.19.2/CSA B45.1

KOHLER® Toilets and Seats Limited Warranty

See website for detailed warranty information.

Available Colors/Finishes

Color tiles intended for reference only.

Color	Code	Description
	0	White
	96	Biscuit
	7	Black Black™

No image available.
This product is a component and not intended to be a standalone installation.

Technical Information

All product dimensions are nominal.

Toilet type:	Two-piece, Floor-mount
Waste Outlet:	Floor
Bowl shape:	Elongated
Flush type:	Class Five®
Rough-in:	12" (305 mm)

Notes

Install this product according to the installation instructions.

Features

- Continuously heated water for consistent comfort
- Front and rear wash modes provide warm water for cleansing
- Adjustable water temperature and water pressure
- Choose oscillating or pulsating spray
- Sleek, handheld remote control with two programmable user presets
- Self-cleaning function uses UV light to automatically clean the wand surfaces
- Motion-activated, hands-free opening/closing of cover
- Boost spray automatically adjusts rear spray mode to highest pressure
- Child mode with soft, gentle wash provides a safe experience
- Heated seat with adjustable temperature settings
- Warm-air drying system with adjustable temperature settings
- Automatic deodorization function for odor control
- LED lighting illuminates the bowl to serve as a nightlight
- Energy-save function
- Ergonomically designed for comfortable seating
- Quiet-Close™ elongated lid and seat prevents slamming
- Quick-Release™ functionality allows seat to be removed easily from toilet for convenient cleaning
- Grip-Tight bumpers hold seat firmly in place
- Fits most elongated toilets

Material

- Plastic construction

Installation

- Requires connection to toilet water supply line
- Requires dedicated electrical GFCI circuit (120V, 15A, 60Hz)

Included Components

Additional Components:

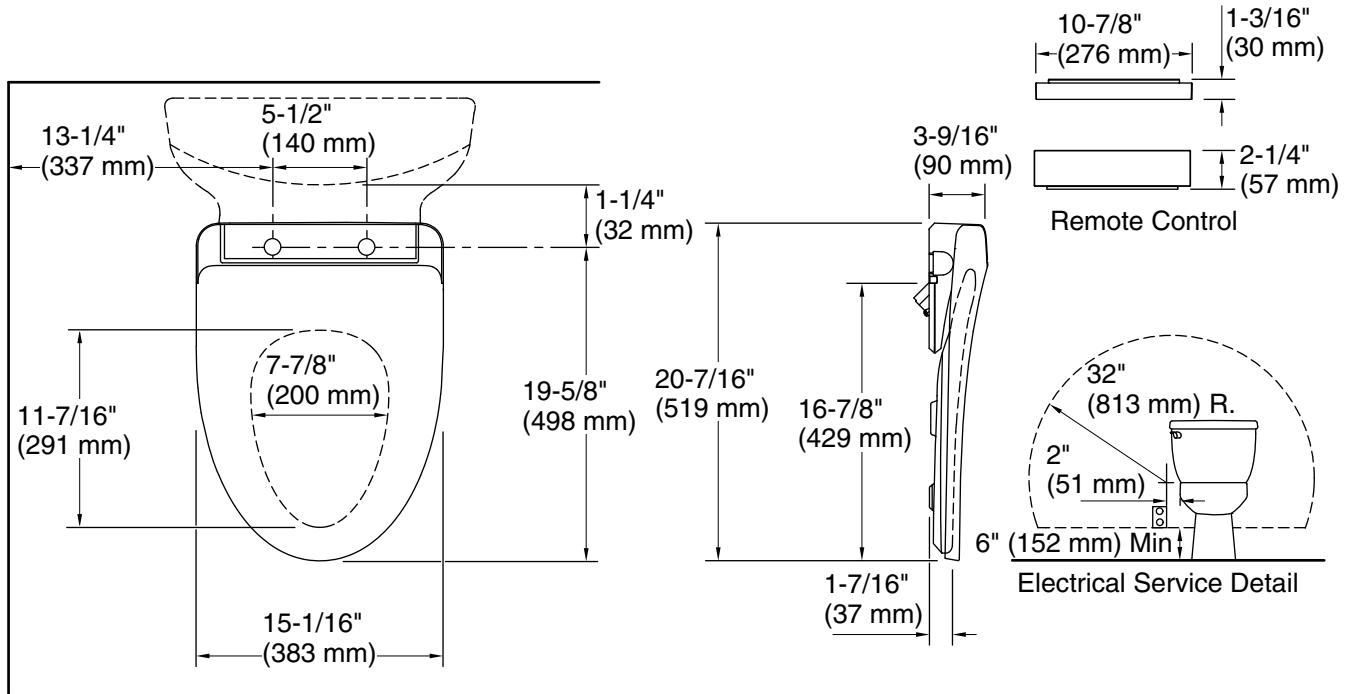
- Inlet water supply hose
- Remote
- Seat mounting bracket
- T-fitting

Codes/Standards

ASME A112.4.2/CSA B45.16
UL 1431
CSA C22.2 No. 68
CSA C22.2 No. 64

KOHLER® Intelligent Toilet and C3® Cleansing Seat Three-Year Limited Warranty

See website for detailed warranty information.



Required Electrical Service

One dedicated circuit required, protected with Class A Ground-Fault Circuit-Interrupter (GFCI). Outside North America, this device may be known as a Residual Current Device (RCD).

120 V, 7.25 A, 60 Hz

Technical Information

All product dimensions are nominal.

Seat shape type: Elongated
 Seat front type: Closed-front
 Seat-mounting holes: 5-1/2" (140 mm)
 Power cord length: 47-1/4" (1200 mm)

Notes

Install this product according to the installation instructions.

To avoid possible product malfunction, do not plug in the seat until instructed to do so.

Locate the receptacle at least 6" (152 mm) above the floor, and within a 32" (813 mm) radius measured 2" (51 mm) from the bowl ledge.

Do not use an extension cord with this product.

Do not install this seat in a location where: (1) water might be splashed on the product or (2) excessive moisture, high humidity levels, or condensation is present. This will avoid damage to the electronic components.