

### Features

- Advanced spray engine provides three alternate experiences: wide coverage, intense drenching, and targeted spray
- Wide coverage spray produces an encompassing spray for everyday use
- Intense drenching spray delivers a forceful spray ideal for rinsing shampoo from hair
- Targeted spray is a focused stream for targeting sore muscles or use as a utility spray
- Thumb tab allows for a smooth transition between sprays
- Combination of balance, weight, grip, and angle makes this handshower comfortable and easy to use
- MasterClean™ sprayface features an easy-to-clean surface that withstands mineral buildup and maximizes spray performance
- 1.5 gpm (5.7 lpm) maximum handshower flow rate at 80 psi (5.5 bar)
- 24" (609 mm) slidebar features adjustable mounting brackets for installation flexibility
- Box includes: Handshower, 24" slidebar with mounting brackets, 60" (1524 mm) metal hose
- Coordinates with other products in the Bellera collection
- This product can help a building earn Water Efficiency points in LEED® Green Building Rating System

### Material

- KOHLER® finishes resist corrosion and tarnishing

### Included Components

K-35949-H Three-function handshower, 1.5 gpm  
K-98341BR Slidebar, 610mm



### Codes/Standards




ASME A112.18.1/CSA B125.1  
DOE - Energy Policy Act 1992  
EPA WaterSense®  
California Energy Commission (CEC)  
IAPMO Certification

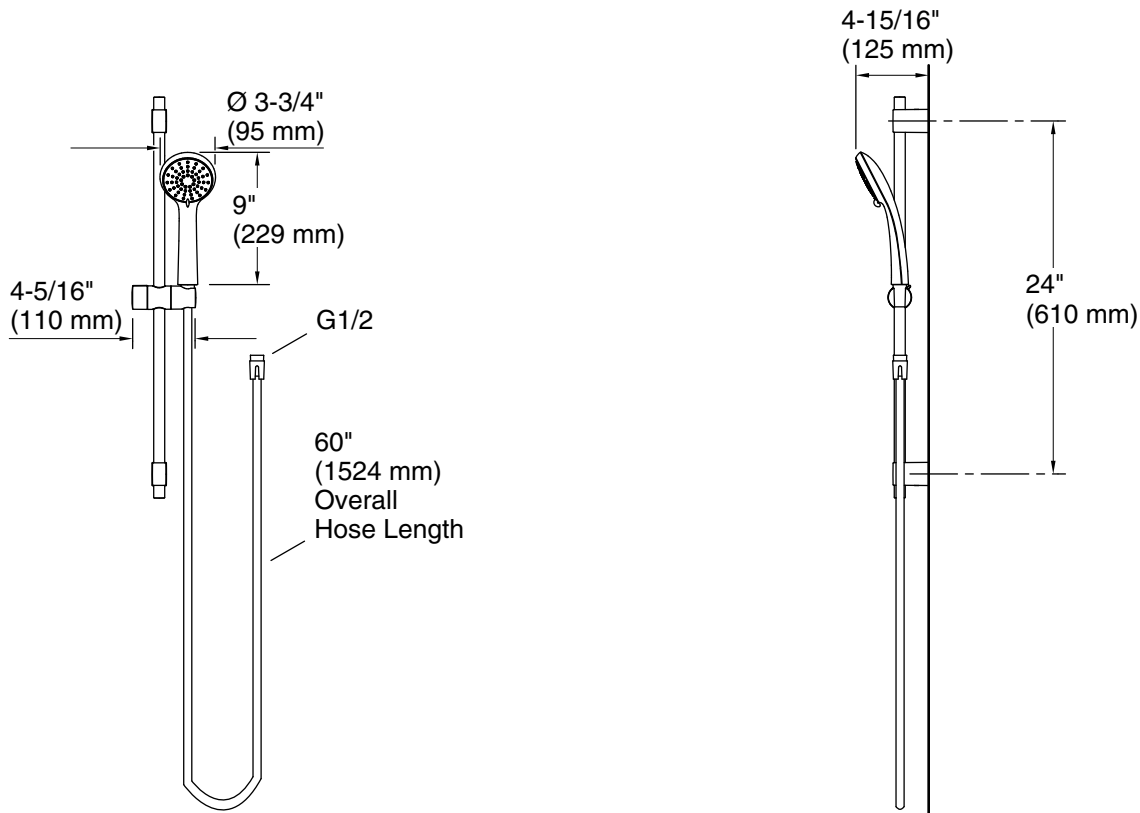
### KOHLER® Faucet Lifetime Limited Warranty

See website for detailed warranty information.

### Available Colors/Finishes

*Color tiles intended for reference only.*

Color	Code	Description
	CP	Polished Chrome
	BN	Vibrant® Brushed Nickel
	BL	Matte Black



### Technical Information

All product dimensions are nominal.

Drain included: No

### Handshower:

Rated maximum flow: 1.5 gal/min (5.7 l/min)

### Notes

For use with automatic compensating valves rated at 0.90 gal/min (3.4 l/min) or less.

Install this product according to the installation guide.