



Embark™
Slim 15" x 26" rectangular medicine cabinet
K-55061

Features

- Two adjustable tempered-glass shelves offer additional bathroom storage
- Full-overlay mirrored door with flat edges
- Three-way adjustable hinges with 105° opening capability for easy cabinet access
- Easy-hang bracket mounts cabinet securely and simplifies surface-mount applications
- Includes side mirror kit for surface-mount installation

Material

- Anodized aluminum construction with a durable rustproof and chip-resistant finish

Installation

- Surface-mount or recessed
- Can be installed with left- or right-hand swing
- Includes mounting hardware for surface or recessed installation



Codes/Standards

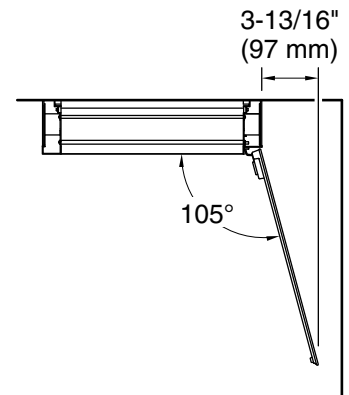
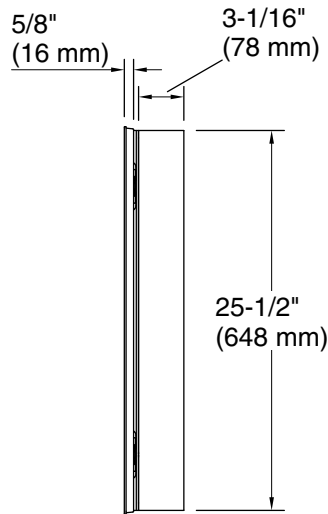
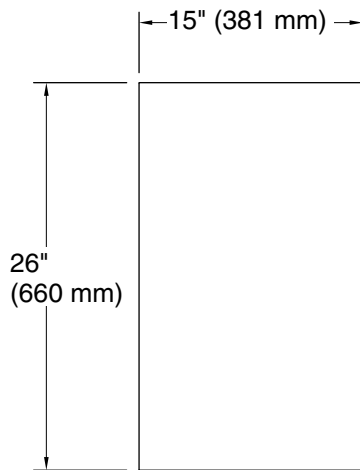
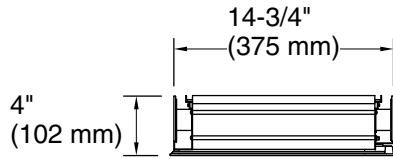
None Applicable

**KOHLER® One-Year Limited
Warranty**

See website for detailed warranty information.



Embark™
Slim 15" x 26" rectangular medicine cabinet
K-55061



Technical Information

All product dimensions are nominal.

Lighting included: No

Notes

Install this product according to the installation instructions.