

### Features

- Freestanding design creates a striking focal point in your bathing area
- Integral lumbar support on both ends
- Safeguard® slip-resistant surface provides excellent traction underfoot
- Painted exterior in Teal
- Coordinates with other products in the Artifacts collection

### Material

- KOHLER® enameled cast iron

### Installation

- Freestanding
- Requires K-7159 drain (sold separately)
- Requires K-204 ball-and-claw feet (sold separately)

### Required Products/Accessories

- K-204 ball-and-claw feet
- K-7159 1-1/2" pop-up bath drain for freestanding baths

### Recommended Products/Accessories

- K-23725 Cast iron cleaner
- K-23726 Drain treatment



### Codes/Standards





ASME A112.19.1/CSA B45.2  
ASTM F462  
IAPMO Certification

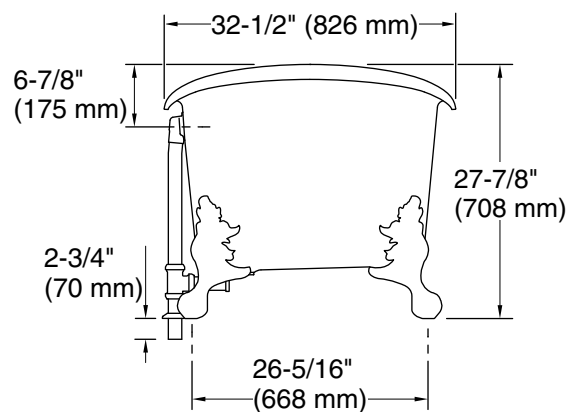
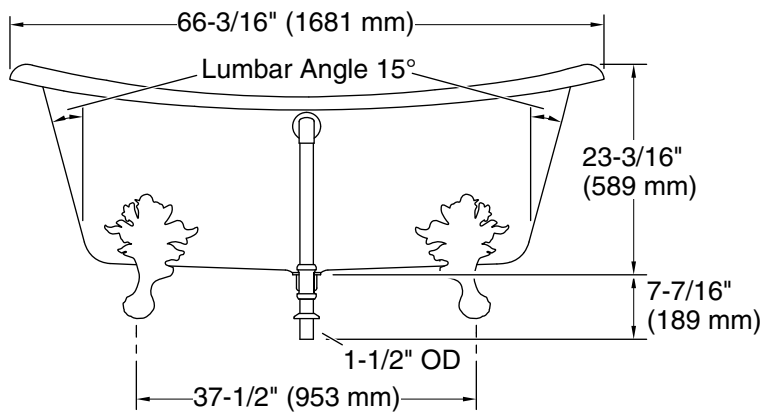
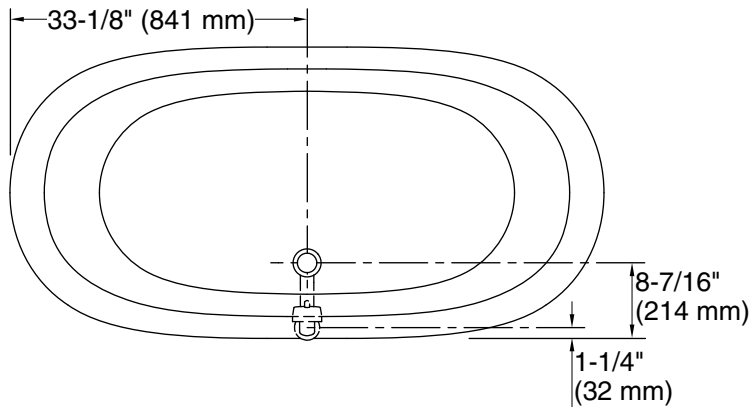
### KOHLER® Enameled Cast Iron Bath and Shower Base Lifetime Limited Warranty

See website for detailed warranty information.

### Available Colors/Finishes

*Color tiles intended for reference only.*

Color	Code	Description
	0	White
	17	Teal
	34	Fresh Green
	42	Aspen Green



## Technical Information

All product dimensions are nominal.

Drain location:	Center
Basin area, bottom:	48-15/16" x 24-3/4" (1243 mm x 629 mm)
Basin area, top:	58-11/16" x 27-13/16" (1491 mm x 706 mm)
Weight:	396.2 lbs (179.7 kg)
Minimum floor load:	90 lbs/ft <sup>2</sup> (439.4 kg/m <sup>2</sup> )
Water depth:	14-3/8" (366 mm)
Water capacity:	69 gal (261.2 L)
Template:	1344921-7, not required, not included

## Notes

Measure your actual product for rough-in details.

Install this product according to the installation instructions.

The hot water supply should be 70% of the capacity of the bath or greater. Installations will vary.