



KOHLER®

| Home Energy

Keep your *power on*
even when the
power's out.

Why KOHLER® generators?

WE HAVE A PH.D. IN POWER

In just ten seconds, KOHLER standby generators can automatically power your AC, heat, sump pump, and major appliances like your refrigerator and oven—all at the same time.

WE BUILD THEM TO OUTLAST THE OUTAGE

Every KOHLER generator features a heavy-duty engine built to exceed the demand of standby power.

WE EAT, SLEEP, AND BREATHE QUALITY

Every KOHLER generator is meticulously quality-tested, start to finish. Once the design passes our inspection, it's ready for production. Before it leaves our factory, we put it through its paces one more time. The result is total reliability.

WE'RE OVER 100 YEARS OLD, AND ONLY GETTING BETTER WITH AGE

We built our first generator in 1920. Since then we've had one simple goal: build the best generators in the world.

PREMIUM WARRANTY

You get our 2000-hour/Five-Year Premium Limited Warranty, covering parts, labor, and dealer travel for the full warranty period. Plus a corrosion-resistant enclosure that's built to last.*

STANDBY VS. PORTABLE GENERATORS

Keep your power on when you need it most.

STANDBY GENERATOR

- Ideal for backing up your home
- Automatically starts and restores power in seconds, whether you're home or away
- Permanently and professionally installed
- No refueling—runs on your home's natural or LP gas

PORTABLE GENERATOR

- Designed for job sites, camping, tailgating, and other mobile activities
- Powers individual items, such as plug-in appliances and lamps, with extension cords
- Runs on gasoline, propane, or natural gas

*Five-Year Premium Warranty includes 6-60 kW models.

Mossy Oak® patterns

KOHLER X MOSSY OAK PATTERNS



Mossy Oak
Break-Up Country



Mossy Oak
Shadow Grass Habitat



Mossy Oak
Original Bottomland

*Mossy Oak is a trademark used under license from Haas Outdoors, Inc. by Kohler.


KOHLER exclusive colors




Cashmere™
(Standard Color)



Dover Gray



Pigeon Feather



Nevergreen




Admiralty



Royal Hunter Green



Royal Plum



Pegasus



French Gray Linen



Brick Dust



Canyon Blue

Find your *perfect* generator.



	6 kW	10 kW	12 kW	12 kW	14 kW	20 kW	26 kW	24 kW	30 kW	38 kW	48 kW	60 kW	80 kW	100 kW	125 kW	150 kW
Model Number	6VSG	10RESV	12RESV	12RES	14RCA	20RCA	26RCA	24RCLA	30RCLA	38RCLC	48RCLC	60RCLB	KG80R	KG100R	KG125R	150ERESC
Rated Power LPG/NG	6/6	10/9	12/11	12/10.4	14/12	20/18	26/24	24/21	30/30	38/38	48/48	60/60	80/80	100/100	105/125	134/144
Voltage @ 60 Hz Single-Phase	24/36/48			120/240				120/240								
Amps LPG/NG @ 240 V Single-Phase	223/149/112	41.7/37.5	50/45.8	50/43	58/50	83/75	109/100	100/88	125/125	159/159	200/200	250/242	334/334	417/417	438/521	557/600
Engine/Alternator RPM	Variable			3600				1800								
Three-Phase Available	No			Yes				Yes								
Engine	725 CC			999 CC			2.2 L	2.2 L Turbo	6.2 L			6.2 L Turbo			8.8 L Turbo	
	12.2 HP	21.4 HP	23.6 HP		30.9 HP	36.4 HP	37 HP	64 HP	103 HP			127 HP	202 HP		259 HP	
	KOHLER Command PRO CH740	KOHLER 7000 Series OHV KT725	KOHLER Command PRO OHV CH740		KOHLER Command PRO OHV CH1000	KOHLER Command PRO OHV CH1006	KOHLER KG2204 Naturally Aspirated	KOHLER KG2204T Turbo	KOHLER KG6208 Naturally Aspirated			KOHLER KG6208 TA Turbocharged/Aftercooled			PSI Industrial Turbocharged and Charged Cooled	
	V-Twin			In-Line 4				V-8								
Peak Motor Starting kVA at 240 V (35% Dip for Lower Voltages)	Hydraulic Valve Lifters		Solid Pushrods			Hydraulic Valve Lifters										
	N/A	16.8	32	33	41	39	37	44	74	113	144	237	440			
Fuel	LPG/NG						LPG/NG									
Engine Cooling	Air-Cooled						Liquid-Cooled									
Fuel Pressure Requirement (in H ₂ O)	NG 5-11 LP 7-11	NG 3.5-11 LP 7-11		NG 5-11 LP 7-11	NG 3.5-11 LP 7-11	NG 3.5-11 LP 7-11	5-11			7-11			NG 5-11 LP 7-11			
Enclosure	Powder-Coated Steel	Powder-Coated Steel			Powder-Coated Corrosion-Resistant Aluminum			Corrosion-Resistant Aluminum			Corrosion-Resistant Steel (Aluminum Also Available)					
Single-Point Sound Output dBA at 23 Ft (During Exercise/Normal Operation)	57	64/69	63	58/63	62/67	56/67	52/60			61/61		67	65	65	70	
Dimensions (Inches)	39.8 x 28 x 28.5	28 x 30 x 32	44 x 29 x 32	47 x 26 x 32			74 x 33 x 46			90 x 33 x 47			139 x 45 x 66			
Digital Voltage Regulation	/- 0.5%	+/- 1.0%	+/- 1.5%	+/- 1.0%			+/- 1.0%			+/- 0.5%						
Excitation	N/A			PowerBoost Brushed With Aux Winding						Fast-Response PMG						
Warranty	Five-Year Premium Limited [†]						Five-Year Limited									
18-Inch Reduced Setback	No	Yes	No	Yes			No									
Mossy Oak Patterns	No			Yes			No									
KOHLER Exclusive Color Options	No			Yes			No									

RATINGS: Standby ratings apply to installations served by a reliable utility source. All single-phase units are rated at 1.0 power factor. The standby rating is applicable to variable loads with an average load factor of 80% for the duration of the power outage. No overload capacity is specified at this rating. Ratings are in accordance with ISO-3046/1, BS5514, AS2789, and DIN 6271.

*Single-point sound levels are the lowest of eight points measured around the generator. 14RCA and 20RCA sound levels are measured at the front of the generator. Actual sound levels may vary based on installation parameters.

[†]18-month or 1,000-hour warranty offered on nonstandby (off-grid) applications of 6VSG, 12RES, and 14RCA. Five-Year Premium Limited Warranty includes 10RESV, 12RESV, 12RES, 14RCA, 20RCA, 26RCA, 24RCLA, 30RCLA, 38RCLC, 48RCLC, and 60RCLB.

Estimate your power needs.

Here's a quick tool to estimate the right size KOHLER® generator for your home or business. The best way to determine your specific power needs is to ask your generator professional to perform a site survey to analyze your electrical load and specify and install the proper generator system.

Your Electrical Needs	Generator Size			
	10–14 kW	15–25 kW	26–48 kW	49–150 kW
Furnace Fan	x	x	x	For greater than 200-amp service in larger homes and small businesses
Refrigerator/Freezer	x	x	x	
Sump Pump	x	x	x	
Lighting	x	x	x	
Well Pump	x	x	x	
Television/Radio	x	x	x	
Internet/Computer	x	x	x	
Garage Door Opener	x	x	x	
Security System		x	x	
Central Air System		x	x	
Water Heater		x	x	
Washing Machine		x	x	
Electric Range		x	x	
Clothes Dryer			x	
Dishwasher			x	
Microwave Oven			x	
Toaster Oven			x	
Extensive Power Requirements			x	

This chart provides a rough sizing estimate. As always, the best way to determine your specific power needs is to consult a licensed electrical contractor. Visit KohlerEnergy.com for a sizing calculator to determine your needs.

POWER EVERYTHING— IN SECONDS

Only Kohler has PowerBoost™ technology which enables our 10–38 kW generators to accept heavy loads (like air conditioning or sump pump) without dropping power to other loads in your home. In addition, KOHLER generators will have your home powered within ten seconds of an outage.

POWER RELAY MODULE

Lets you manage higher electrical loads by prioritizing the circuits that cycle on and off (based on load size) to prevent overloading—allowing a smaller generator to run your home.

GET CONNECTED

Get your generator Internet-connected for peace of mind in the palm of your hand. Whether you're home or on the go, the KOHLER® mobile app will let you monitor your generator system anytime from anywhere and receive instant updates via text or email. You can now get connected easily using our Wi-Fi kit without running long network cables from your generator to your Wi-Fi router.

RXT AND RDT AUTOMATIC TRANSFER SWITCHES

Required with every generator, the transfer switch automatically transfers power from the utility to the generator—and back to the utility when power is restored. An optional exterior display lets you check the system status remotely.



For more information, contact your Kohler source of supply, or call 800-544-2444 in the U.S. and Canada.

KohlerGenerators.com

PRINTED IN U.S.A. WF353953 G12-429 10/23 © KOHLER CO.

