



KOHLER®

| Home Energy

Keep your *power on*
even when the
power's out.

Why KOHLER® generators?

WE HAVE A PH.D. IN POWER

In just ten seconds, KOHLER standby generators can automatically power your AC, heat, sump pump, and major appliances like your refrigerator and oven—all at the same time.

WE BUILD THEM TO OUTLAST THE OUTAGE

Every KOHLER generator features a heavy-duty engine built to exceed the demand of standby power.

WE EAT, SLEEP, AND BREATHE QUALITY

Every KOHLER generator is meticulously quality-tested, start to finish. Once the design passes our inspection, it's ready for production. Before it leaves our factory, we put it through its paces one more time. The result is total reliability.

WE'RE OVER 100 YEARS OLD, AND ONLY GETTING BETTER WITH AGE

We built our first generator in 1920. Since then we've had one simple goal: build the best generators in the world.

PREMIUM WARRANTY

You get our 2000-hour/Five-Year Premium Limited Warranty, covering parts, labor, and dealer travel for the full warranty period. Plus a corrosion-resistant enclosure that's built to last.*

STANDBY VS. PORTABLE GENERATORS

Keep your power on when you need it most.

STANDBY GENERATOR

- Ideal for backing up your home
- Automatically starts and restores power in seconds, whether you're home or away
- Permanently and professionally installed
- No refueling—runs on your home's natural or LP gas

PORTABLE GENERATOR

- Designed for job sites, camping, tailgating, and other mobile activities
- Powers individual items, such as plug-in appliances and lamps, with extension cords
- Runs on gasoline, propane, or natural gas

*Five-Year Premium Warranty includes 6-60 kW models.

Mossy Oak® patterns

KOHLER X MOSSY OAK PATTERNS



Mossy Oak
Break-Up Country




Mossy Oak
Shadow Grass Habitat



Mossy Oak
Original Bottomland

*Mossy Oak is a trademark used under license from Haas Outdoors, Inc. by Kohler.


KOHLER exclusive colors



Cashmere™
(Standard Color)



Dover Gray



Pigeon Feather



Nevergreen



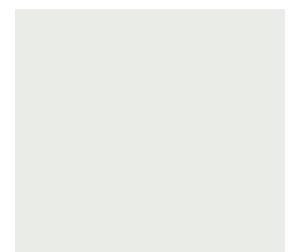
Admiralty



Royal Hunter Green



Royal Plum



Pegasus



French Gray Linen



Brick Dust



Canyon Blue

Find your *perfect* generator.



| | 6 kW | 10 kW | 12 kW | 12 kW | 14 kW | 20 kW | 26 kW | 24 kW | 30 kW | 38 kW | 48 kW | 60 kW | 80 kW | 100 kW | 125 kW | 150 kW |
|--|--|------------------------------|-------------------------------------|--|-------------------------------|-------------------------------|-----------------------------------|----------------------|---------|---|---------|---|-----------------|--|-------------|----------|
| Model Number | 6VSG | 10RESV | 12RESV | 12RES | 14RCA | 20RCA | 26RCA | 24RCLA | 30RCLA | 38RCLC | 48RCLC | 60RCLB | KG80R | KG100R | KG125R | 150ERESC |
| Rated Power LPG/NG | 6/6 | 10/9 | 12/11 | 12/10.4 | 14/12 | 20/18 | 26/24 | 24/21 | 30/30 | 38/38 | 48/48 | 60/60 | 80/80 | 100/100 | 105/125 | 134/144 |
| Voltage @ 60 Hz Single-Phase | 24/36/48 | | 120/240 | | | | | 120/240 | | | | | | | | |
| Amps LPG/NG @ 240 V Single-Phase | 223/149/112 | 41.7/37.5 | 50/45.8 | 50/43 | 58/50 | 83/75 | 109/100 | 100/88 | 125/125 | 159/159 | 200/200 | 250/242 | 334/334 | 417/417 | 438/521 | 557/600 |
| Engine/Alternator RPM | Variable | | 3600 | | | | | 1800 | | | | | | | | |
| Three-Phase Available | No | | | Yes | | | | Yes | | | | | | | | |
| Engine | 725 CC | | | 999 CC | | | 2.2 L | 2.2 L Turbo | | 6.2 L | | | 6.2 L Turbo | | 8.8 L Turbo | |
| | 12.2 HP | 21.4 HP | 23.6 HP | | 30.9 HP | 36.4 HP | 37 HP | 64 HP | | 103 HP | | 127 HP | 202 HP | | 259 HP | |
| | KOHLER Command PRO CH740 | KOHLER 7000 Series OHV KT725 | KOHLER Command PRO OHV CH740 | | KOHLER Command PRO OHV CH1000 | KOHLER Command PRO OHV CH1006 | KOHLER KG2204 Naturally Aspirated | KOHLER KG2204T Turbo | | KOHLER KG6208 Naturally Aspirated | | KOHLER KG6208 TA Turbocharged/Aftercooled | | PSI Industrial Turbocharged and Charged Cooled | | |
| | V-Twin | | | In-Line 4 | | | | V-8 | | | | | | | | |
| | Hydraulic Valve Lifters | Solid Pushrods | | Hydraulic Valve Lifters | | | | | | | | | | | | |
| Peak Motor Starting kVA at 240 V (35% Dip for Lower Voltages) | N/A | 16.8 | 32 | 33 | 41 | 39 | 37 | 44 | 74 | 113 | 144 | 237 | 440 | | | |
| Fuel | LPG/NG | | | | | | LPG/NG | | | | | | | | | |
| Engine Cooling | Air-Cooled | | | | | | Liquid-Cooled | | | | | | | | | |
| Fuel Pressure Requirement (in H₂O) | NG 5-11 LP 7-11 | NG 3.5-11 LP 7-11 | | NG 5-11 LP 7-11 | NG 3.5-11 LP 7-11 | NG 3.5-11 LP 7-11 | 5-11 | | | 7-11 | | | NG 5-11 LP 7-11 | | | |
| Enclosure | Powder-Coated Steel | Powder-Coated Steel | | Powder-Coated Corrosion-Resistant Aluminum | | | Corrosion-Resistant Aluminum | | | Corrosion-Resistant Steel (Aluminum Also Available) | | | | | | |
| Single-Point Sound Output dBA at 23 Ft (During Exercise/Normal Operation) | 57 | 64/69 | 63 | 58/63 | 62/67 | 56/67 | 52/60 | | 61/61 | | 67 | 65 | 65 | 70 | | |
| Dimensions (Inches) | 39.8 x 28 x 28.5 | 28 x 30 x 32 | 44 x 29 x 32 | 47 x 26 x 32 | | | 74 x 33 x 46 | | | 90 x 33 x 47 | | 139 x 45 x 66 | | | | |
| Digital Voltage Regulation | /- 0.5% | +/- 1.0% | +/- 1.5% | +/- 1.0% | | | +/- 1.0% | | | +/- 0.5% | | | | | | |
| Excitation | N/A | | PowerBoost Brushed With Aux Winding | | | | | | | | | Fast-Response PMG | | | | |
| Warranty | Five-Year Premium Limited [†] | | | | | | | | | | | | | | | |
| | Five-Year Limited | | | | | | | | | | | | | | | |
| 18-Inch Reduced Setback | No | Yes | No | Yes | | | | | | | | | No | | | |
| Mossy Oak Patterns | No | | | Yes | | | No | | | | | | | | | |
| KOHLER Exclusive Color Options | No | | | Yes | | | No | | | | | | | | | |

RATINGS: Standby ratings apply to installations served by a reliable utility source. All single-phase units are rated at 1.0 power factor. The standby rating is applicable to variable loads with an average load factor of 80% for the duration of the power outage. No overload capacity is specified at this rating. Ratings are in accordance with ISO-3046/1, BS5514, AS2789, and DIN 6271.

*Single-point sound levels are the lowest of eight points measured around the generator. 14RCA and 20RCA sound levels are measured at the front of the generator. Actual sound levels may vary based on installation parameters.

[†]18-month or 1,000-hour warranty offered on nonstandby (off-grid) applications of 6VSG, 12RES, and 14RCA. Five-Year Premium Limited Warranty includes 10RESV, 12RESV, 12RES, 14RCA, 20RCA, 26RCA, 24RCLA, 30RCLA, 38RCLC, 48RCLC, and 60RCLB.

Estimate your power needs.

Here's a quick tool to estimate the right size KOHLER® generator for your home or business. The best way to determine your specific power needs is to ask your generator professional to perform a site survey to analyze your electrical load and specify and install the proper generator system.

| Your Electrical Needs | Generator Size | | | |
|------------------------------|----------------|----------|----------|---|
| | 10–14 kW | 15–25 kW | 26–48 kW | 49–150 kW |
| Furnace Fan | x | x | x | For greater than 200-amp service in larger homes and small businesses |
| Refrigerator/Freezer | x | x | x | |
| Sump Pump | x | x | x | |
| Lighting | x | x | x | |
| Well Pump | x | x | x | |
| Television/Radio | x | x | x | |
| Internet/Computer | x | x | x | |
| Garage Door Opener | x | x | x | |
| Security System | | x | x | |
| Central Air System | | x | x | |
| Water Heater | | x | x | |
| Washing Machine | | x | x | |
| Electric Range | | x | x | |
| Clothes Dryer | | | x | |
| Dishwasher | | | x | |
| Microwave Oven | | | x | |
| Toaster Oven | | | x | |
| Extensive Power Requirements | | | x | |

This chart provides a rough sizing estimate. As always, the best way to determine your specific power needs is to consult a licensed electrical contractor. Visit KohlerEnergy.com for a sizing calculator to determine your needs.

POWER EVERYTHING— IN SECONDS



Only Kohler has PowerBoost™ technology which enables our 10–38 kW generators to accept heavy loads (like air conditioning or sump pump) without dropping power to other loads in your home. In addition, KOHLER generators will have your home powered within ten seconds of an outage.



POWER RELAY MODULE

Lets you manage higher electrical loads by prioritizing the circuits that cycle on and off (based on load size) to prevent overloading—allowing a smaller generator to run your home.

GET CONNECTED



Get your generator Internet-connected for peace of mind in the palm of your hand. Whether you're home or on the go, the KOHLER® mobile app will let you monitor your generator system anytime from anywhere and receive instant updates via text or email. You can now get connected easily using our Wi-Fi kit without running long network cables from your generator to your Wi-Fi router.



RXT AND RDT AUTOMATIC TRANSFER SWITCHES

Required with every generator, the transfer switch automatically transfers power from the utility to the generator—and back to the utility when power is restored. An optional exterior display lets you check the system status remotely.



For more information, contact your Kohler source of supply, or call 800-544-2444 in the U.S. and Canada.

KohlerGenerators.com

KOHLER

PRINTED IN U.S.A. WF353953 G12-429 10/23 © KOHLER CO.