

---

**Concrete Mounting Pads**

---

---



RCA mounting pads are similar to this illustration.

### Applicable Models


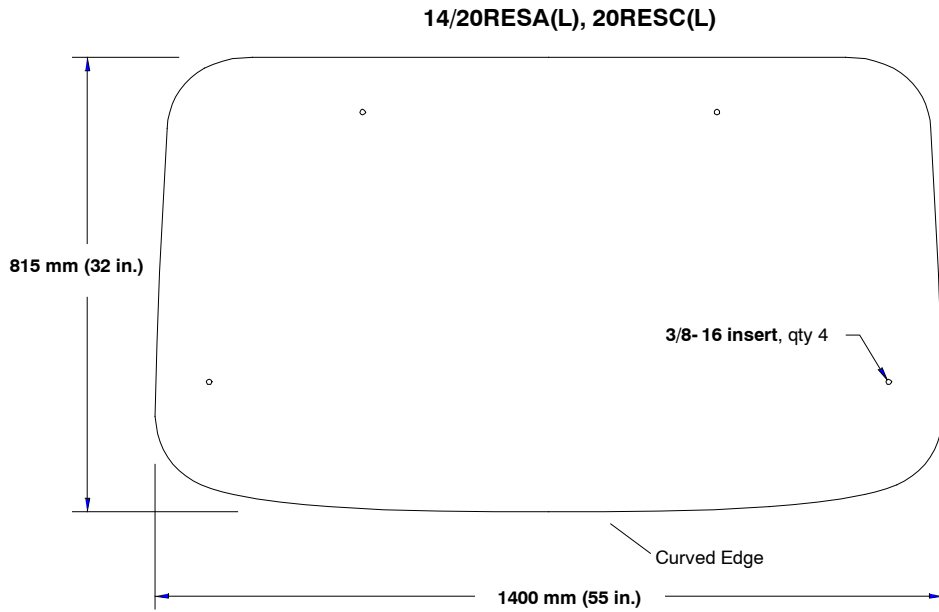
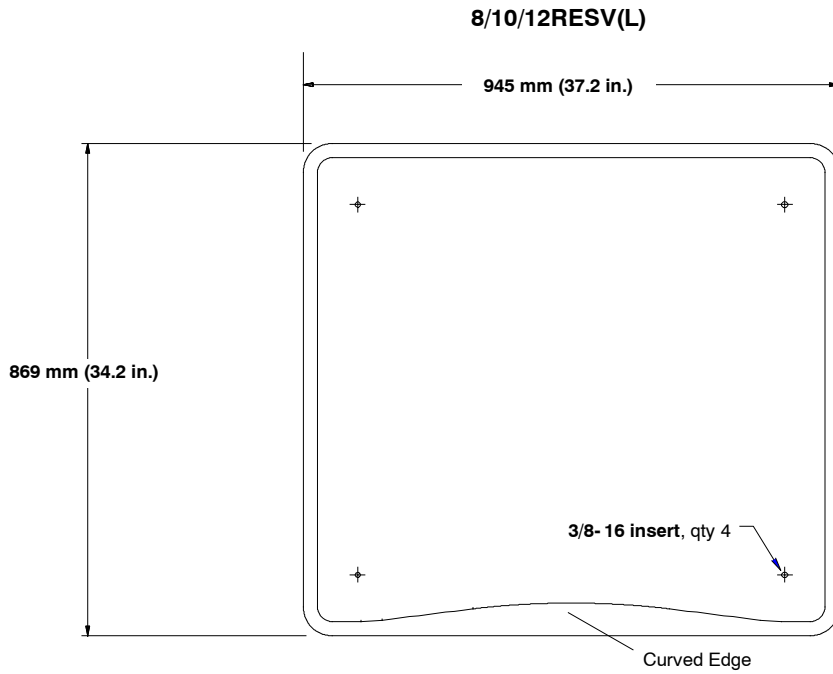
- 8RESV/RESVL
- 10RESV/RESVL
- 12RESV/RESVL
- 14RCA/RCAL
- 14RESA/RESAL
- 20RCA/RCAL
- 20RESA/RESAL
- 20RESC/RESCL

### Description

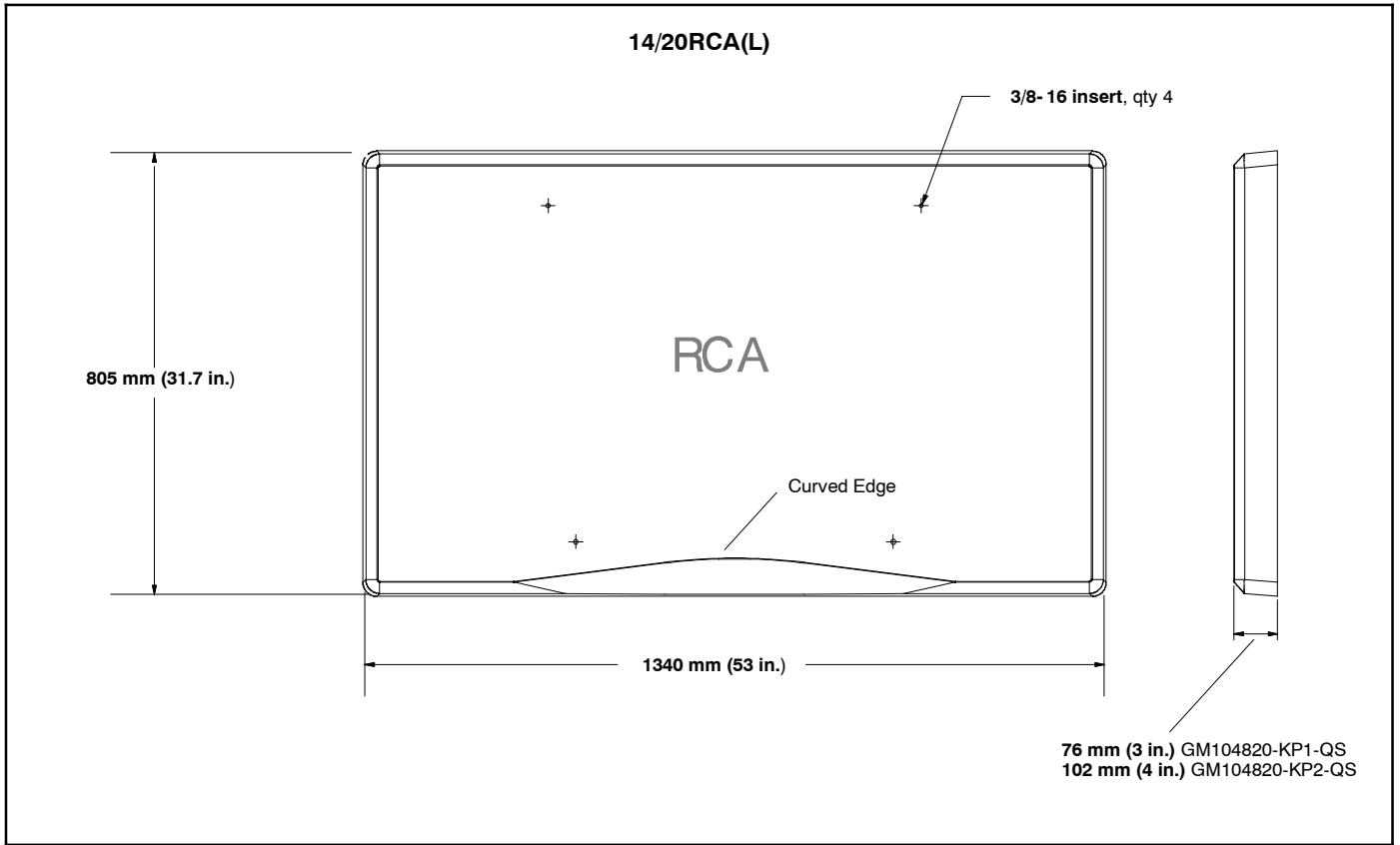
Concrete mounting pads allow easy installation of the Kohler® residential generator models listed above. Mounting pads are available in 3 inch and 4 inch thicknesses. The 4-inch hurricane pad has a wind rating of 175 mph and is recommended for storm-prone areas.

- Fiber-reinforced concrete pad with rebar.
- Impact resistant.
- Flat bottom facilitates mounting and leveling of the generator and prevents the generator from sinking into the ground.
- Pad is sized and contoured for the generator models listed above.
- 3/8- 16 threaded inserts are located at the generator mounting hole positions for easy installation.
- Pad contains 25% recycled materials.

# Mounting Pad Dimensions



# Mounting Pad Dimensions





## Specifications

| Model                     | Kit Number      | Wind Rating, mph | Mounting Pad Dimensions (L x W x H)          | Mounting Pad Thickness | Weight, each         | Shipping Weight, 10 pads with pallet |
|---------------------------|-----------------|------------------|--|------------------------|----------------------|--------------------------------------|
| 8/10/12RESV(L)            | GM92228-KP1-QS  | NA               | 940 x 864 x 76 mm<br>(37 x 34 x 3 in.)       | 76 mm (3 in.)          | 61 kg<br>(135 lbs.)  | 658 kg<br>(1450 lbs.)                |
|                           | GM92228-KP2-QS  | 175              | 945 x 869 x 102 mm<br>(37.2 x 34.2 x 4 in.)  | 102 mm (4 in.)         | 84 kg<br>(185 lbs.)  | 885 kg<br>(1950 lbs.)                |
| 14/20RESA(L)<br>20RESC(L) | GM90969-KP1-QS  | NA               | 1394 x 810 x 76 mm<br>(54.9 x 31.9 x 3 in.)  | 76 mm (3 in.)          | 86 kg<br>(190 lbs.)  | 903 kg<br>(1990 lbs.)                |
|                           | GM90969-KP2-QS  | 175              | 1400 x 815 x 102 mm<br>(55 x 32 x 4 in.)     | 102 mm (4 in.)         | 125 kg<br>(275 lbs.) | 1293 kg<br>(2850 lbs.)               |
| 14/20RCA(L)               | GM104820-KP1-QS | NA               | 1334 x 800 x 76 mm<br>(52.5 x 31.5 x 3 in.)  | 76 mm (3 in.)          | 86 kg<br>(189 lbs.)  | 903 kg<br>(1990 lbs.)                |
|                           | GM104820-KP2-QS | 175              | 1340 x 805 x 102 mm<br>(52.8 x 31.7 x 4 in.) | 102 mm (4 in.)         | 125 kg<br>(275 lbs.) | 1293 kg<br>(2850 lbs.)               |

Notes: As of February 18, 2019, each kit will contain one mounting pad. There is a minimum order quantity of 10 kits (10 mounting pads). Mounting pads for 14/20RCA(L) models are stamped "RCA" for identification.

**DISTRIBUTED BY:**

Availability is subject to change without notice. Kohler Co. reserves the right to change the design or specifications without notice and without any obligation or liability whatsoever. Contact your local Kohler® generator distributor for availability.