



Impro® | K-26802

ReadyLatch® Quiet-Close™ round-front toilet seat







Features

- Lid design conceals toilet seat to create a clean, sleek look
- Grip-Tight installation hardware makes it easy to fasten the seat – everything is done from above the bowl
- Grip-Tight bumpers hold seat firmly in place
- ReadyLatch® hinge provides a positive lock/unlock latch to securely hold seat in position, yet seat easily removes for cleaning or adjusting fit
- Single hinge cover simplifies cleaning
- Quiet-Close™ round-front seat and lid prevent slamming
- Contoured seat for user comfort
- Color-matched plastic hinges
- Fits most round-front toilets



Available Colors/Finishes

Color tiles intended for reference only.

- | | | |
|---|----|--------------|
|  | 0 | White |
|  | 96 | Biscuit |
|  | NY | Dune |
|  | 95 | Ice Grey |
|  | 58 | Thunder Grey |
|  | 7 | Black Black |



1-800-4KOHLER (1-800-456-4537)

Kohler Co. reserves the right to make revisions without notice to product specifications.

For the most current specification sheet, go to www.kohler.com USA or www.kohler.ca Canada.

4-15-2026 6:38 - US-CA

THE BOLD LOOK
OF **KOHLER**

Codes/Standards

Plumbing codes may require elongated toilets and elongated, open-front seats in public bathrooms.

IAPMO/ANSI Z124.5

Technical Information

All product dimensions are nominal.

Seat Shape Type:	Round-front
Seat Front Type:	Closed-front
Seat-Mounting Holes:	5-7/16" (137 mm)

Material

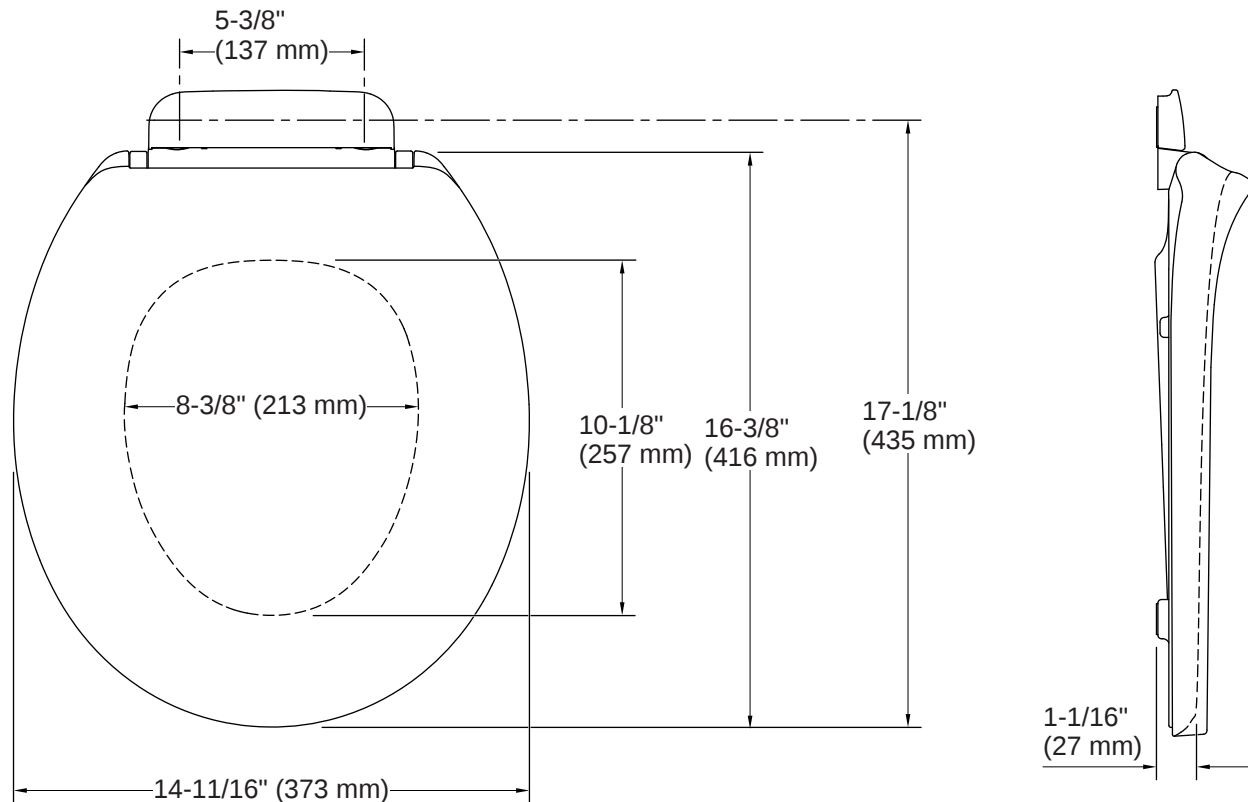
- Plastic construction
-

Warranty

See website for detailed warranty information.

KOHLER® Toilets and Seats Limited Warranty





Installation Notes

Install this product according to the installation instructions.

