

### Features

- Touchless on/off with a wave of your hand or an object such as a pan
- Response® technology uses a state-of-the-art motion sensor for reliable touchless activation
- LED light indicates Response® is ready to use
- AC-powered operation—no batteries to replace
- Three-function pull-down sprayhead with touch control allows you to switch between aerated stream, Sweep® spray, and Boost technology
- Sweep® spray provides a wide, powerful blade of water that sweeps your dishes and sink clean
- Boost technology increases the flow rate by 30% with the press of a button. Use Boost with stream for faster filling or with Sweep® spray for more powerful cleaning
- ProMotion® technology allows the pull-down sprayhead to swivel for more comfortable use
- MasterClean™ sprayface features an easy-to-clean surface that withstands mineral buildup and maximizes spray performance
- High-arch spout offers vertical clearance for tall cookware and pitchers
- Single lever handle makes adjusting water temperature easy with one hand
- 1.5 gpm (5.7 lpm) maximum flow rate at 60 psi (4.14 bar)
- Temperature memory allows faucet to be turned on and off at the temperature set during prior usage
- KOHLER® ceramic disc valves exceed industry longevity standards for a lifetime of durable performance
- DockNetik® secure docking system locks sprayhead into place when not in use

### Material

- Premium metal construction for durability and reliability
- KOHLER® finishes resist corrosion and tarnishing

### Installation

- Requires nonswitched undercounter outlet
- Single-hole installation (three-hole escutcheon sold separately)
- Flexible supply lines simplify installation

### Recommended Products/Accessories

- K-77685 Single-cartridge water filtration system
- K-77686 Double-cartridge water filtration system
- K-77687 single replacement filter cartridge
- K-77688 Replacement Filter Cartridges, Two-Pack

### Optional Products/Accessories

1-800-4KOHLER (1-800-456-4537)

Kohler Co. reserves the right to make revisions without notice to product specifications.

For the most current Specification Sheet, go to [www.kohler.com](http://www.kohler.com) USA or [www.kohler.ca](http://www.kohler.ca) Canada

8-16-2024 22:41 - US/CA



ADA

CSA B651

### Codes/Standards

ASME A112.18.1/CSA B125.1

NSF/ANSI/CAN 61

NSF/ANSI/CAN 372

All applicable US Federal and State material regulations

DOE - Energy Policy Act 1992

California Energy Commission (CEC)

ADA

ICC/ANSI A117.1

CSA B651







IAPMO Certification

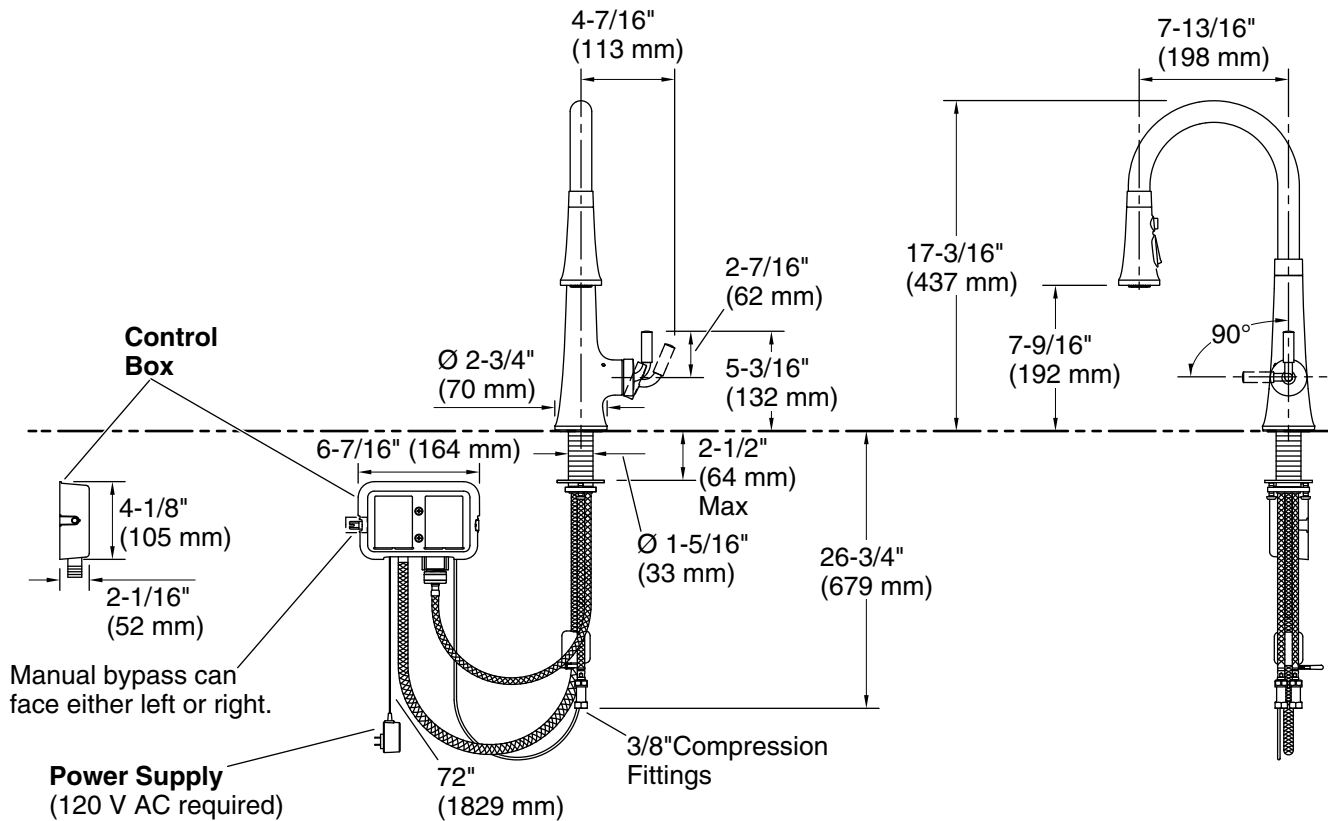
### KOHLER® Faucet Lifetime Limited Warranty KOHLER® Electronic Faucets, Valves, and Controls Five-Year Limited Warranty

See website for detailed warranty information.

### Available Colors/Finishes

*Color tiles intended for reference only.*

Color	Code	Description
	CP	Polished Chrome
	VS	Vibrant® Stainless
	BL	Matte Black
	2MB	Vibrant® Brushed Moderne Brass
	BMB	Matte Black with Moderne Brass
	CBL	Matte Black with Polished Chrome



### Required Electrical Service

One circuit required, protected with Class A Ground-Fault Circuit-Interrupter (GFCI). Outside North America, this device may be known as a Residual Current Device (RCD).

120 V, .15 A, 60 Hz

### Technical Information

All product dimensions are nominal.

Power source: Plug - AC, included

#### Faucet:

Flow rate: 1.5 gal/min (5.7 l/min)

Drain included: No

#### Spout:

Spout reach: 7-3/4" (198 mm)

### Notes

Install this product according to the installation instructions.

ADA compliant for faucet handles only.

ADA compliant for faucet handles only

ADA, CSA B651 compliant when installed to the specific requirements of these regulations.