



Choreograph®

36"x36"x72" Shower Wall Multi-Pack

K-96074



Features

- Includes three 36" x 72" walls.
- Joints not included (K-97735 72" corner joints recommended).
- No need to install trim. Factory-installed edge provides a finished look for walls.
- Coordinates with Choreograph shower accessories and storage (sold separately).

Material

- Serica®, KOHLER's proprietary composite material, offers unparalleled durability, strength, and aesthetic beauty.
- Matte finish complements any decor.
- VeinCut and CrossCut colors are based on the unique and intricate patterns of real stone; variation in the pattern is normal.
- Choreograph walls made from Serica are repairable. KOHLER's ASR network can assist in repairing surface defects, cracks, etc. Customer service can assist in scheduling a repair. Repair kit part number is 1283194-*

Installation

- In-field trimmable.
- Adheres to water-resistant wallboard.

Recommended Accessories

K-97621 7" Floating Shelf
K-97622 14" Floating Shelf
K-97623 21" Floating Shelf
K-97624 Shower Hook
K-97625 24" Shower Barre
K-97629 Teak Barre Shelf
K-97630 9" Shower Locker
K-97631 14" Shower Locker
K-97632 Freestanding Shower Stool
K-97735 72" Corner Joint

Components

Product includes:

K-97606 36"x72" Wall Panel
K-97606 36"x72" Wall Panel
K-97606 36"x72" Wall Panel





Codes/Standards

ASTM E162
ASTM E662
Greenguard UL 2818 - Gold

KOHLER® Limited Warranty –
Choreograph™ Walls and Accessories
See website for detailed warranty information.

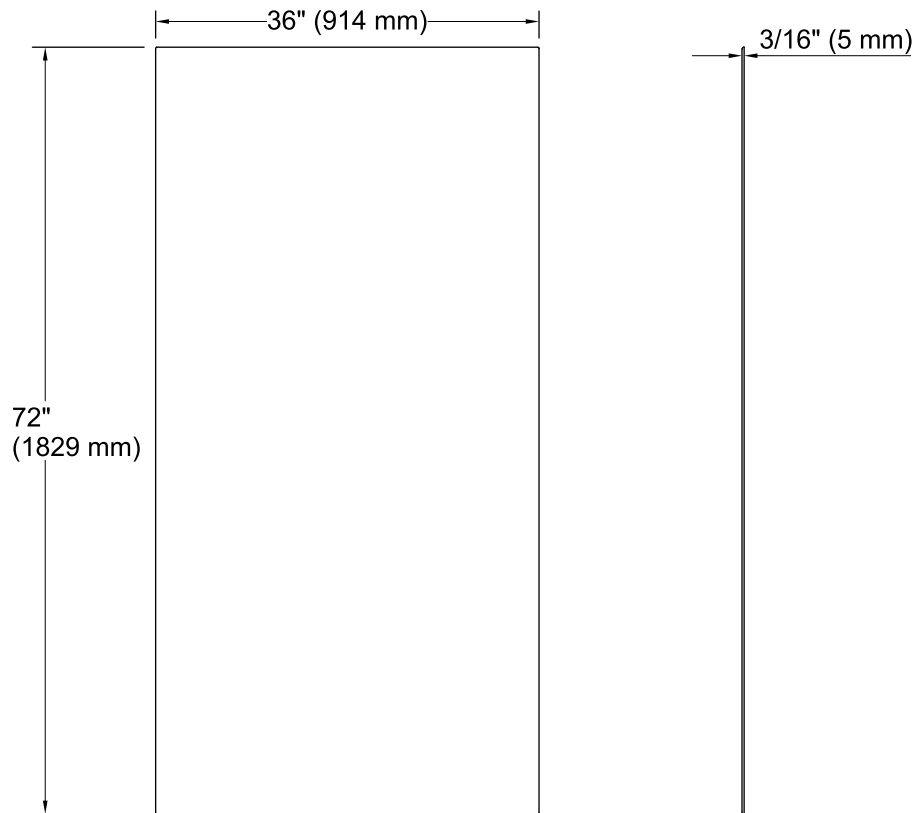
Available Color/Finishes

Color tiles intended for reference only.

Color	Code	Description
	0	White
	NY	Dune



Choreograph®
36"x36"x72" Shower Wall Multi-Pack
K-96074



Technical Information

All product dimensions are nominal.

Installation: 3-Wall Alcove

Notes

Measure your actual product for rough-in details.
Install this product according to the installation instructions.

Use non-solvent based construction adhesive.
For installation over tile, use 100% silicone sealant.

Corner joints (optional) allow for 3/8" (10 mm) adjustment for out-of-plumb conditions or uneven cuts.

If installing accessories, install 2x4 backing for handrails, shelves, and shower hooks and 2x10 backing for the flip down seat.