



Archer®
62" BubbleMassage™ Bath
K-2593-G2M



Features

- Integral lumbar support and armrests for comfort.
- Syncs with devices enabled with BLUETOOTH® wireless technology including smart phones, MP3 players, tablets and laptops located up to 33 feet away.*
- End drain.
- Slotted overflow for deep soaking.
- 118-122 BubbleMassage™ airjets. 18 levels of massage intensity.
- Coordinates with other products in the Archer® collection.

Hydrotherapy

- 118-122 BubbleMassage™ airjets. 18 levels of massage intensity.

Required Accessories

K-7271 Brass Slotted Overflow Bath Drain

or

K-7272 PVC Slotted Overflow Bath Drain



Codes/Standards

ASME A112.19.7/CSA B45.10

CSA B45.5/IAPMO Z124

UL 1795

Greenguard UL 2818 - Gold

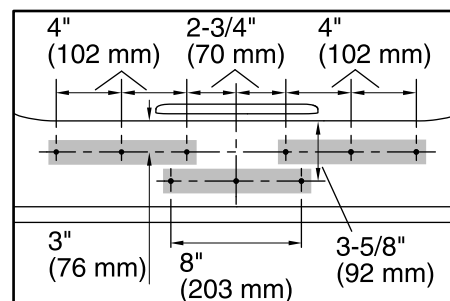
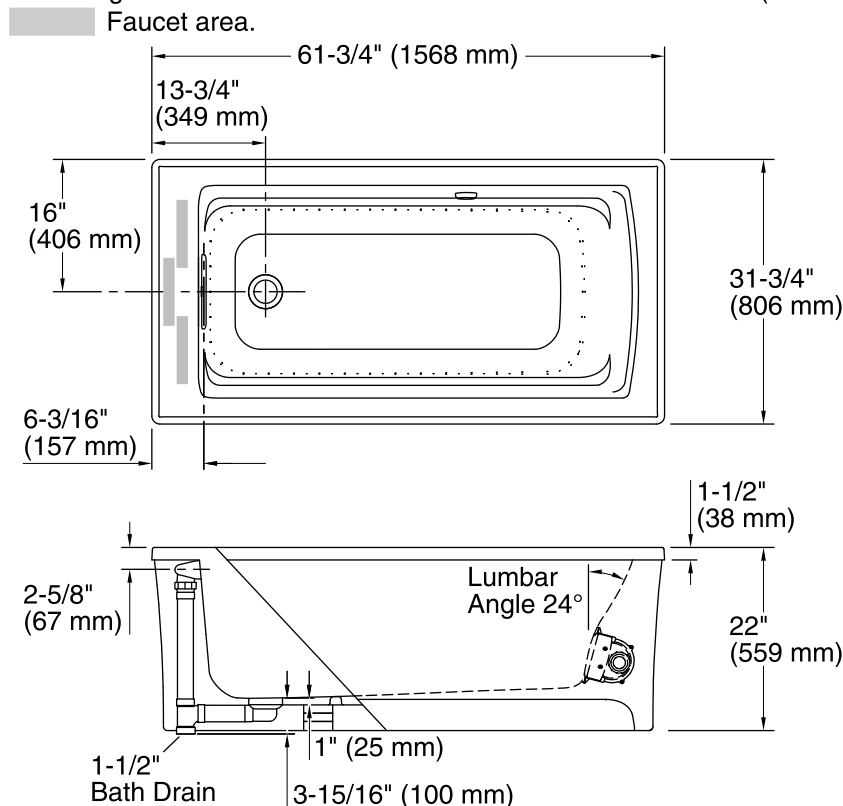
CARB P2

KOHLER® One-Year Limited Warranty


See website for detailed warranty information.

*The BLUETOOTH® word mark and logos are registered trademarks owned by Bluetooth SIG, Inc. and any use of such marks by Kohler Co. is under license. Other trademarks and trade names are those of their respective owners. *The BLUETOOTH® word mark and logos are registered trademarks owned by Bluetooth SIG, Inc. and any use of such marks by Kohler Co. is under license. Other trademarks and trade names are those of their respective owners.

No change in measurements if connected with drain illustrated. (K-7272)



**Faucet Hole Locations
(For KOHLER® Brand Only)**



Required Electrical Service

One dedicated circuit required, protected with Class A Ground-Fault Circuit-Interrupter (GFCI) or Residual Current Device (RCD).

Blower, Amplifier: 120 V, 15 A, 60 Hz

Technical Information

All product dimensions are nominal.

Installation:	Freestanding
Drain location:	End
Basin area, bottom:	45-1/8" x 19-11/16" (1147 mm x 500 mm)
Basin area, top:	52-3/4" x 25-5/16" (1339 mm x 643 mm)
Weight:	94.5 lbs (42.9 kg)
Minimum floor load:	43.8 lbs/ft² (213.9 kg/m²)
Water depth:	15-1/16" (383 mm)
Water capacity:	58 gal (219.6 L)
Template:	Footprint, 1265460, not required, not included
Electrical component rating:	Blower: 120 V, 5 A, 60 Hz, 300 W Amplifier: 100-240 V, 1.2 A, 50/60 Hz

Notes

Measure your actual product for rough-in details.

Install this product according to the installation instructions.

The hot water supply should be 70% of the capacity of the bath or greater. Installations will vary.

Provide one grounded electrical outlet within 24" (610 mm) of each component.

This bath is designed for freestanding installation only.

Included amplifier can be located within the bath shroud or in a remote location (recommended). For rough-in details, reference the amplifier Specification Sheet for additional information.