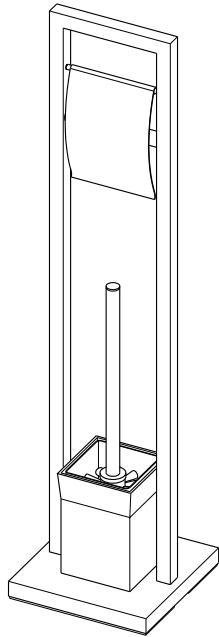
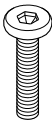





## Pedestal Toilet Paper with Brush Holder Installation

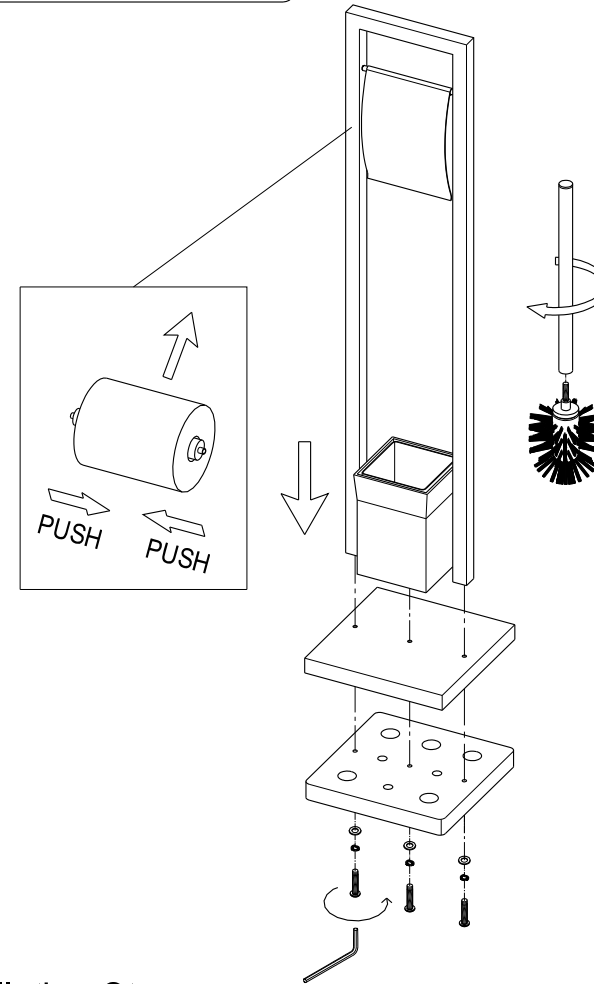


### Parts:

Bolt	Washer	Bar
	 	
3 Pcs	3 Pcs	1 Pc

www.kingstonbrass.com  
TOLL-FREE CUSTOMER SERVICE: 1-877-2-KBRASS  
TECHNICAL SUPPORT E-mail: service@kingstonbrass.com  
12775 Reservoir Street, Chino, CA91710

### TOOLS REQUIRED



### Installation Steps:

- Step 1. Place the base on a flat level surface, then install toilet paper holder assembly and brush holder cup by securing the included bolts and washers onto the bottom of the plate. Tighten each using an Allen wrench.
- Step 2. Thread column into the screw as it protrudes from the brush, then inserts into the brush holder cup
- Step 3. Slip the toilet paper into bar and attach the bar to toilet paper holder.

### Cleaning

Clean with a damp cloth only.  
Avoid using metal or abrasive polishes.