



# Link™

With a unique center ring, the dual blades of the Link™ fan seem to flow into one seamless piece. In motion, Link moves generous amount of air while creating an orbital focal piece.





Shown: **300168NI** Brushed Nickel Finish with Silver Blades

# 54" Link™



**300168PN**  
Polished Nickel Finish  
Walnut Blades



**300168OBB**  
Oil Brushed Bronze™ Finish  
Dark Oak Blades



**300168NBR**  
Natural Brass Finish  
Cherry Blades

## INCLUDED FEATURES

**Blades (2) Included**

- 28° Pitch
- 54" Sweep
- Non-Reversible
- ABS

**Downrods** N/A**Downlight** N/A**Downlight Glass** N/A**Optional Downlight** N/A**Uplight** N/A**Uplight Glass** N/A**Low Ceiling Adaptable** No**Control** 6-Speed DC CoolTouch™

## INCLUDED CONTROLS

**6-SPEED DC COOLTOUCH™**

- 6 Forward Speeds & Reverse
- Lights On/Off with Full Range Dimming
- Motor Off
- No more than two fans on one circuit



## OPTIONAL CONTROLS

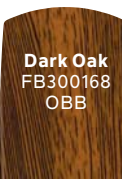
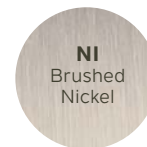
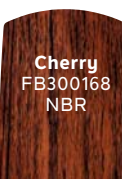


**370036WHTR** (shown)  
**370036IVTR**  
**370036ALMTR**

**6-SPEED DC WALL TRANSMITTER**

## BLADE SPECS

Blade Finish & Part Number (Side 1)      Fan Finish (Reversible)



## FAN FEATURES

**Mounting Slope – Pitch** Flat Ceiling Only**Lead Wire** 8"**cETL Listed** Indoor**Hanging Weight** 18.70 lbs.**Body Material** Steel**Warranty** Limited Lifetime

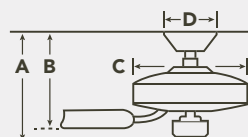
## MOTOR FEATURES

**Motor Size/Type** DC-125**Amps** 0.54 on High**RPM** 132 on High**Energy Star** No

## HANGING MEASUREMENTS

## FLUSH MOUNT

Fixture Drop (from ceiling)	Blade Drop (from ceiling)	Housing (width)	Ceiling Canopy (width)
<b>A:</b> 24.25"	<b>B:</b> 24.25"	<b>C:</b> 7.90"	<b>D:</b> 7.90"



## AIR PERFORMANCE

AIRFLOW	POWER USAGE	AIRFLOW EFFICIENCY
<b>5780</b> Cubic Ft. Per Minute on High	<b>31</b> Watts on High (Excludes Lights)	<b>184</b> Cubic Ft. Per Minute Per Watt

