

AIR PERFORMANCE

AIRFLOW Cubic Ft. Per Minute On High	RPM Revolutions Per Minute On High	POWER USAGE Watts On High (Excludes Lights)	AIRFLOW EFFICIENCY Cubic Ft. Per Minute Per Watt
5050	157	63.7	79





SPECIFICATIONS

Performance			
CFM (High)	5050	Watts (High)	63.7
RPM (High)	157	Airflow Efficiency CFM/W (High)	79
Motor Specifications			
Motor Type	AC Induction	Amps (High)	0.54
Motor Size	153 x 17		
Mounting/Installation			
Interior/Exterior	Interior Product	Mounting Style	Downrod
Location Rating	Dry	Lead Wire Length	78 "
Low Ceiling Adaptable	No	Minimum Distance From Fan To Floor	8 feet
Max Stem Tilt	22 °	Weight	14.3 LBS
Downrod 1 - Dimensions			
Blade Sweep	52 "	Ceiling To Blade	12.25 "
Downrod Included	Yes	Canopy Depth	6 "
Downrod 1	1.00 x 6.00	Canopy Height	2.25 "
Overall Height	14.25 "	Canopy Width	6 "
Light Source			
Downlight Option	Optional	Lamp Included	Not Included
Light Source	No Lamp Source		
Electrical			
Input Voltage	120 V		
Certifications/Qualifications			
Prop65	Yes	Title 20 Compliant	Yes

FIXTURE ATTRIBUTES

Blade Finish & Specs			
Number Of Blades	3	Blade Material	Acrylonitrile Butadiene Styrene
Blades Reversible	No	Blade Pitch	13 °
Blade Finish 1	Black	Blades Included	Yes
Included Control			
Fan Primary Control System	Pull chain	# Of Speeds	3
Remote Included	No	Limited/Full Function	Pull Chain
Remote Type	Pull Chain		
Product/Ordering Information			
Sku	300375BK	UPC	783927076234
Finish	Black		
Housing			
Primary Material		Steel	
Warranty			
kichler.com/warranty			

ALSO IN THIS FAMILY

		
300375MWH	300375NI	300375SBK
		
300375WH		

You Can See All Products In This Family By Searching Kichler.com