



Szeplo™ II LED

Inspired by industrial machinery, extruded aluminum blades are held by geometrically designed arm irons. Dimmable LED light adds perfect illumination to any room.





Shown: 300302WSP Weathered Steel Finish, Etched Cased Opal Glass with Weathered Steel Blades

96" Szepló™ II LED



300302OZ
Olde Bronze® Finish
Etched Cased Opal Glass
Olde Bronze® Blades



300302SBK
Satin Black Finish
Etched Cased Opal Glass
Satin Black Blades

BLADE SPECS

Fan Finish Blade Finish & Part Number (Side 1) (Reversible)

OZ Olde Bronze®	Olde Bronze® FB300302 OZ
SBK Satin Black	Satin Black FB300302 SBK
WSP Weathered Steel	Weathered Steel FB300302 WSP

INCLUDED FEATURES

- Blades (6) Included**
 - 13° Pitch
 - 96" Sweep
 - Non-Reversible
 - Aluminum
- Downrods** 6" Downrod with 1" (O.D.)
- Downlight** Integrated. 17-W Dimmable LED Platform 1,600 Lumens, 80 CRI, 3,000K CCT
- Downlight Glass** Etched Cased Opal Glass
- Optional Downlight** N/A
- Uplight** N/A
- Uplight Glass** N/A
- Low Ceiling Adaptable** No
- Control** 6-Speed DC Wall Control System

INCLUDED CONTROLS



- 6-SPEED DC WALL CONTROL SYSTEM**
- 6 Forward Speeds & Reverse
 - Lights On/Off with Full Range Dimming
 - No more than two fans on one circuit
 - Includes Faceplate and all Mounting Hardware

OPTIONAL CONTROLS



371075WHTR

6-SPEED DC COOLTOUCH™ TRANSMITTER

FAN FEATURES

- Mounting Slope – Pitch** 30° or 7/12
- Lead Wire** 78"
- cETL Listed** Wet
- Hanging Weight** 34.6 lbs.
- Warranty** Limited Lifetime

METAL CAPS

Includes a metal fixture cap for non-light use.

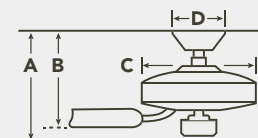


MOTOR FEATURES

- Motor Size/Type** DC-165L
- Amps** 0.39 on High
- RPM** 63 on High
- Energy Star** Yes

HANGING MEASUREMENTS

WITH 6" DOWNROD			
Fixture Drop (from ceiling)	Blade Drop (from ceiling)	Housing (width)	Ceiling Canopy (width)
A: 16.25"	B: 14.00"	C: 8.75"	D: 6.75"



AIR PERFORMANCE

AIRFLOW	POWER USAGE	AIRFLOW EFFICIENCY
12,854 Cubic Ft. Per Minute on High	31 Watts on High (Excludes Lights)	419 Cubic Ft. Per Minute Per Watt





Shown: 300301OZ Olde Bronze® Finish, Etched Cased Opal Glass with Olde Bronze® Blades

80" Szeplo™ II LED



300301SBK
Satin Black Finish
Etched Cased Opal Glass
Satin Black Blades



300301WSP
Weathered Steel Finish
Etched Cased Opal Glass
Weathered Steel Blades

BLADE SPECS

Fan Finish Blade Finish & Part Number (Side 1) (Reversible)

OZ Olde Bronze®	Olde Bronze® FB300302 OZ
SBK Satin Black	Satin Black FB300302 SBK
WSP Weathered Steel	Weathered Steel FB300302 WSP

INCLUDED FEATURES

- Blades (6) Included**
 - 13° Pitch
 - 80" Sweep
 - Non-Reversible
 - Aluminum
- Downrods** 6" Downrod with 1" (O.D.)
- Downlight** Integrated. 17-W Dimmable LED Platform 1,600 Lumens, 80 CRI, 3,000K CCT
- Downlight Glass** Etched Cased Opal Glass
- Optional Downlight** N/A
- Uplight** N/A
- Uplight Glass** N/A
- Low Ceiling Adaptable** No
- Control** 6-Speed DC Wall Control System

INCLUDED CONTROLS



- 6-SPEED DC WALL CONTROL SYSTEM**
- 6 Forward Speeds & Reverse
 - Lights On/Off with Full Range Dimming
 - No more than two fans on one circuit
 - Includes Faceplate and all Mounting Hardware

OPTIONAL CONTROLS



371075WHTR

6-SPEED DC COOLTOUCH™ TRANSMITTER

FAN FEATURES

- Mounting Slope – Pitch** 30° or 7/12
- Lead Wire** 78"
- cETL Listed** Wet
- Hanging Weight** 32.2 lbs.
- Warranty** Limited Lifetime

METAL CAPS

Includes a metal fixture cap for non-light use.



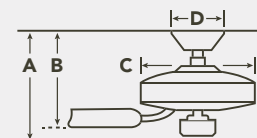
MOTOR FEATURES

- Motor Size/Type** DC-165L
- Amps** 0.48 on High
- RPM** 89 on High
- Energy Star** Yes



HANGING MEASUREMENTS

WITH 6" DOWNROD			
Fixture Drop (from ceiling)	Blade Drop (from ceiling)	Housing (width)	Ceiling Canopy (width)
A: 16.25"	B: 14.00"	C: 8.75"	D: 6.75"



AIR PERFORMANCE

AIRFLOW	POWER USAGE	AIRFLOW EFFICIENCY
10,774 Cubic Ft. Per Minute on High	34 Watts on High (Excludes Lights)	318 Cubic Ft. Per Minute Per Watt





Shown: 300300SBK Satin Black Finish, Etched Cased Opal Glass with Satin Black Blades

60" Szeplo™ II LED



300300Z
Olde Bronze® Finish
Etched Cased Opal Glass
Olde Bronze® Blades



300300WSP
Weathered Steel Finish
Etched Cased Opal Glass
Weathered Steel Blades

BLADE SPECS

Fan Finish Blade Finish & Part Number (Side 1) (Reversible)

OZ Olde Bronze®	Olde Bronze® FB300302 OZ
SBK Satin Black	Satin Black FB300302 SBK
WSP Weathered Steel	Weathered Steel FB300302 WSP

INCLUDED FEATURES

- Blades (6) Included**
 - 13° Pitch
 - 60" Sweep
 - Non-Reversible
 - Aluminum
- Downrods** 6" Downrod with 1" (O.D.)
- Downlight** Integrated. 17-W Dimmable LED Platform 1,600 Lumens, 80 CRI, 3,000K CCT
- Downlight Glass** Etched Cased Opal Glass
- Optional Downlight** N/A
- Uplight** N/A
- Uplight Glass** N/A
- Low Ceiling Adaptable** No
- Control** 6-Speed DC Wall Control System

INCLUDED CONTROLS



- 6-SPEED DC WALL CONTROL SYSTEM**
- 6 Forward Speeds & Reverse
 - Lights On/Off with Full Range Dimming
 - No more than two fans on one circuit
 - Includes Faceplate and all Mounting Hardware

OPTIONAL CONTROLS



371075WHTR


6-SPEED DC COOLTOUCH™ TRANSMITTER

FAN FEATURES

- Mounting Slope – Pitch** 30° or 7/12
- Lead Wire** 78"
- cETL Listed** Wet
- Hanging Weight** 28.4 lbs.
- Warranty** Limited Lifetime

METAL CAPS

Includes a metal fixture cap for non-light use.



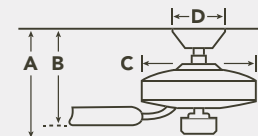
MOTOR FEATURES

- Motor Size/Type** DC-165M
- Amps** 0.39 on High
- RPM** 141 on High
- Energy Star** Yes



HANGING MEASUREMENTS

WITH 6" DOWNROD			
Fixture Drop (from ceiling)	Blade Drop (from ceiling)	Housing (width)	Ceiling Canopy (width)
A: 16.25"	B: 14.00"	C: 8.75"	D: 6.75"



AIR PERFORMANCE

AIRFLOW	POWER USAGE	AIRFLOW EFFICIENCY
7846 Cubic Ft. Per Minute on High	31 Watts on High (Excludes Lights)	251 Cubic Ft. Per Minute Per Watt

