

FEATURES

- *Vitreous china*
- *Available with overflow only*

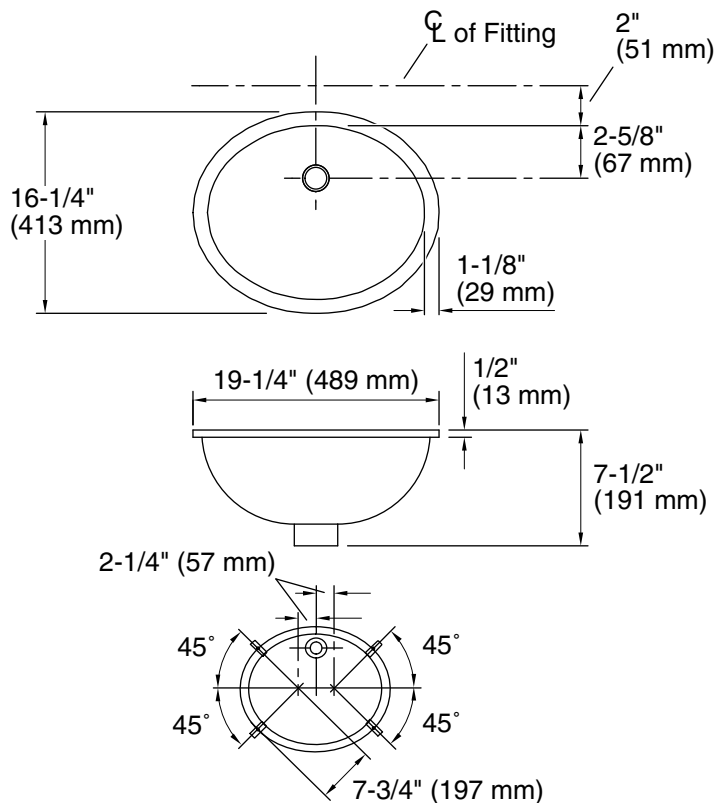
CODES/STANDARDS APPLICABLE

Specified model meets or exceeds the following:

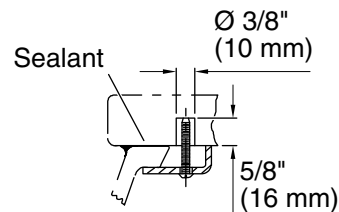
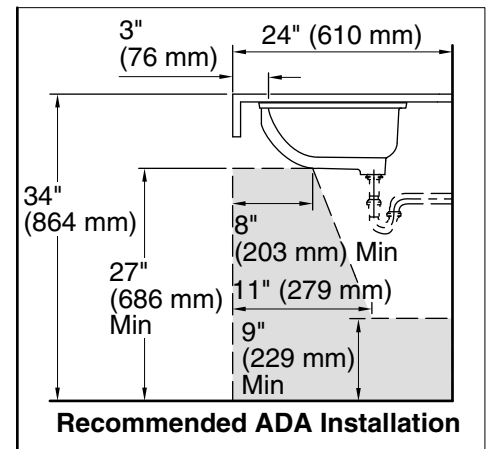
- *ASME A112.19.2/CSA B45.1*
- *ADA*
- *ICC/ANSI A117.1*

P20253

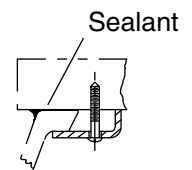
ADA



Clip Locations



Marble Installation



Wood Installation

PRODUCT INFORMATION

Fixture*	Basin Area	Water Depth
Lavatory	17" (432 mm) x 14" (356 mm)	4" (102 mm)
Outlet	Ø 1-3/4" (44 mm)	
*Approximate Measurements For Comparison Only		
Included Components:		
Basin Clamp Assembly		
Adhesive Sealant		
Cutout Template	116089-7	

INSTALLATION NOTES

All dimensions are nominal.
Will comply with ADA when installed per section 606 Lavatories and Sinks of the 2010 ADA Standards for Accessible Design.
Supplied basin clamp assemblies require 1" (25 mm) minimum countertop thickness. Installer must supply anchors for thinner countertops.

SPECIFIED MODEL

Model	Description	Finishes	
P20253-00	Citizen Small Undercounter Basin	<input type="checkbox"/> 0 Stucco White	<input type="checkbox"/> 96 Linen

We reserve the right to make revisions without notice in the design of products or in packaging unless this right has specifically been waived at the time the order is accepted.